



**HARDING
LOEVNER**

Fundamental. Thinking. Worldwide.

Prospectus

February 28, 2020

Mutual Funds for Institutional Investors

Global Equity Portfolio

HLGZX: Institutional Class Z

International Equity Portfolio

HLIZX: Institutional Class Z

Institutional Emerging Markets Portfolio

HLEZX: Institutional Class Z

International Equity Research Portfolio

HLMZX: Institutional Class Z

Beginning on January 1, 2021, as permitted by regulations adopted by the Securities and Exchange Commission, paper copies of the Fund's shareholder reports will no longer be sent by mail, unless you specifically request paper copies of the reports from the fund or from your financial intermediary, such as a broker-dealer or bank. Instead, the reports will be made available on a website, and you will be notified by mail each time a report is posted and provided with a website link to access the report.

If you already elected to receive shareholder reports electronically, you will not be affected by this change and you need not take any action. You may elect to receive shareholder reports and other communications from the Fund electronically by contacting your financial intermediary.

You may elect to receive all future reports in paper free of charge. You can inform the Fund that you wish to continue receiving paper copies of your shareholder reports by calling (877) 435-8105 or by sending an email request to hardingloevnerfunds@ntrs.com. If your account is held through a financial intermediary, you can contact your financial intermediary to make your election. Your election to receive reports in paper will apply to all Funds held with the Fund complex/your financial intermediary.

The SAI and the Fund's annual and semi-annual reports are also available free of charge on Harding Loevner's website at hardingloevnerfunds.com.

Reports and other information about the Fund are also available on the EDGAR database on the Commission's Internet site at SEC.gov or by electronic request at the following e-mail address: publicinfo@sec.gov. A duplication fee will be applied to written requests and needs to be paid at the time your request is submitted.

As with all mutual funds, the Securities and Exchange Commission has not approved or disapproved these securities or determined if this prospectus is truthful or complete. Any representation to the contrary is a criminal offense.

Harding, Loevner Funds, Inc.

Supplement dated April 3, 2020 to the Prospectus for Individual Investors and Prospectuses for Institutional Investors, each dated February 28, 2020 (each, a “Prospectus”), and Statement of Additional Information, dated February 28, 2020 (the “SAI”)

Effective immediately, the following changes are made to each Prospectus:

The “Market Risk” under the caption “RISKS ASSOCIATED WITH THE PORTFOLIOS’ INVESTMENT POLICIES AND TECHNIQUES” in the “ADDITIONAL INFORMATION ON PORTFOLIO INVESTMENT STRATEGIES AND RISKS” section is replaced with the following:

Market Risk: The value of the securities in which a Portfolio invests may go up or down in response to the prospects of individual companies, particular industry sectors or governments and/or such factors as general economic conditions, political or regulatory developments, changes in interest rates, perceived desirability of equity securities relative to other investments, exchange trading suspensions and closures and public health risks. These risks may be magnified if certain social, political, economic and other conditions and events (such as natural disasters, epidemics and pandemics, terrorism, conflicts and social unrest) adversely impact the global economy; in these and other circumstances, such events or developments might affect companies world-wide. Price changes may be temporary or last for extended periods. A Portfolio’s investments may be over-weighted from time to time in one or more industry sectors, which will increase the Portfolio’s exposure to risk of loss from adverse developments affecting those sectors.

The “Geopolitical Risk” under the caption “RISKS ASSOCIATED WITH THE PORTFOLIOS’ INVESTMENT POLICIES AND TECHNIQUES” in the “ADDITIONAL INFORMATION ON PORTFOLIO INVESTMENT STRATEGIES AND RISKS” section is deleted and replaced with the following:

Geopolitical Risk. The value of your investment in the Portfolios is based on the market prices of the securities the Portfolios hold. These prices change daily due to economic and other events that affect markets generally, as well as those that affect particular regions, countries, industries, companies or governments. These price movements, sometimes called volatility, may be greater or less depending on the types of securities a Portfolio owns and the markets in which the securities trade. The interconnectivity between global economies and financial markets increases the likelihood that events or conditions in one region or financial market may adversely impact issuers in a different country, region or financial market. Securities in a Portfolio may decline in value due to inflation (or expectations for inflation), interest rates, global demand for particular products or resources, natural disasters, epidemics and pandemics, wars, terrorism, regulatory events and governmental or quasi-governmental actions. Further, the recent rise of nationalist economic policies, including trade protectionism may have a negative impact on the Portfolios’ performance. It is difficult to predict when similar events or policies may affect the U.S. or global financial markets or the effects that such events or policies may have. Any such events or policies could have a significant adverse impact on the value and risk profile of a Portfolio.

Effective immediately, the following change is made to the SAI:

The following is added to the “ADDITIONAL INFORMATION ON PORTFOLIO RISKS” section following the “Cyber Security and Operational Risks disclosure:

Recent Market and Economic Developments. The value of the securities in which a Portfolio invests may go up or down in response to the prospects of individual companies, particular industry sectors or governments and/or such factors as general economic conditions, political or regulatory developments, changes in interest rates, perceived desirability of equity securities relative to other investments, exchange trading suspensions and closures and public

health risks. These risks may be magnified if certain social, political, economic and other conditions and events (such as natural disasters, epidemics and pandemics, terrorism, conflicts and social unrest) adversely impact the global economy. The interconnectivity between global economies and financial markets increases the likelihood that events or conditions in one region or financial market may adversely impact issuers in a different country, region or financial market. The recent rise of nationalist economic policies, including trade protectionism may have a negative impact on the Portfolios' performance. It is difficult to predict when similar events or policies may affect the U.S. or global financial markets or the effects that such events or policies may have. Any such events or policies could have a significant adverse impact on the value and risk profile of a Portfolio.

Many countries have experienced outbreaks of infectious illnesses in recent decades, including the recent COVID-19 outbreak (the "Coronavirus"). In December 2019, an initial outbreak of the Coronavirus was reported in Hubei, China. Since then, a large and growing number of cases have been confirmed around the world. The Coronavirus outbreak has resulted in numerous deaths and the imposition of both local and more widespread "work from home" and other quarantine measures, mandatory closures of businesses deemed "non-essential," border closures and other travel restrictions, a decline in consumer demand for certain goods and services, commercial disruption on a global scale, and general concern and uncertainty, all of which have caused social unrest and significant volatility in financial markets. In March 2020, the World Health Organization declared the Coronavirus outbreak a pandemic.

The ongoing spread of the Coronavirus has had, and is expected to continue to have, a material adverse impact on local economies in the affected locations and also on the global economy. Many countries have reacted by instituting quarantines and travel restrictions, which has resulted in disruptions in supply chains and adversely impacted various industries, including but not limited to retail, transportation, hospitality, and entertainment. These developments may adversely impact certain companies and other issuers in which the Portfolios invest and the value of the Portfolios' investments therein. In addition, while we do not expect disruptions to the operations of the Adviser (including those relating to the Portfolios) or the Portfolios' service providers, such disruptions (including through quarantine measures and travel restrictions imposed on personnel located in affected locations, or any related health issues of such personnel) could nonetheless occur. Any of the foregoing events could materially and adversely affect the Adviser's ability to source, manage and divest investments on behalf of a Portfolio and pursue the Portfolio's investment objective and strategies. Similar consequences could arise with respect to other infectious diseases. Given the significant economic and financial market disruptions associated with the Coronavirus pandemic, it is expected that the valuation and performance of the Portfolios' investments may be impacted adversely. The duration of Coronavirus pandemic and its effects cannot be determined at this time, but the effects could be present for an extended period of time.

Investors Should Retain this Supplement for Future Reference.

■ TABLE OF CONTENTS

2	Portfolio Summaries
2	Global Equity Portfolio
5	International Equity Portfolio
8	Institutional Emerging Markets Portfolio
11	International Equity Research Portfolio
14	Investment Objectives and Investment Process
16	Additional Information on Portfolio Investment Strategies and Risks
20	Management of the Fund
22	Shareholder Information
28	Distribution of Fund Shares
29	Financial Highlights
32	Privacy Notice
Back Cover	Availability of Additional Information about the Fund

INVESTMENT OBJECTIVE

The Global Equity Portfolio (the “Portfolio”) seeks long-term capital appreciation through investments in equity securities of companies based both inside and outside the United States.

PORTFOLIO FEES AND EXPENSES

This table describes the fees and expenses that you may pay if you buy and hold the Portfolio’s Institutional Class Z shares.

SHAREHOLDER FEES (fees paid directly from your investment)	
Maximum Sales Charge (Load) Imposed on Purchases (as a percentage of offering price)	None
Redemption Fee (as a percentage of amount redeemed within 90 days or less from the date of purchase)	None
ANNUAL PORTFOLIO OPERATING EXPENSES (expenses that you pay each year as a percentage of the value of your investment)	
Management Fees	0.80%
Distribution (12b-1) Fees	None
Other Expenses	0.08%
Total Annual Portfolio Operating Expenses	0.88%
Fee Waiver and/or Expense Reimbursement ¹	0.00%
Total Annual Portfolio Operating Expenses After Fee Waiver and/or Expense Reimbursement¹	0.88%

¹Harding Loevner LP has contractually agreed to waive a portion of its management fee and/or reimburse the Portfolio’s Institutional Class Z for its other operating expenses to the extent Total Annual Portfolio Operating Expenses (excluding dividend expenses, borrowing costs, interest expense relating to short sales, interest, taxes, brokerage commissions and extraordinary expenses), as a percentage of average daily net assets, exceed 0.90% through February 28, 2021. This fee waiver and expense reimbursement agreement may be terminated by the Board at any time and will automatically terminate upon the termination of the Investment Advisory Agreement.

Example: This example is intended to help you compare the cost of investing in the Portfolio’s Institutional Class Z with the cost of investing in other mutual funds. The example assumes that you invest \$10,000 in the Portfolio’s Institutional Class Z shares for the time periods indicated and then redeem all of your shares at the end of those periods. The example also assumes that your investment has a 5% return each year and that the Institutional Class Z’s operating expenses remain the same. Although your actual costs may be higher or lower, based on these assumptions your costs would be:

1 YEAR	3 YEARS	5 YEARS	10 YEARS
\$90	\$281	\$488	\$1,084

PORTFOLIO TURNOVER

The Portfolio pays transaction costs, such as commissions, when it buys and sells securities (or “turns over” its portfolio). A higher portfolio turnover rate may indicate higher transaction costs and may result in higher taxes when Portfolio shares are held in a taxable account. These costs, which are not reflected in annual portfolio operating expenses or in the example, affect the Portfolio’s performance. During the most recent fiscal year, the Portfolio’s portfolio turnover rate was 39% of the average value of its portfolio.

PRINCIPAL INVESTMENT STRATEGIES

The Portfolio invests in companies based in the United States and other developed markets, as well as in emerging and frontier markets. Harding Loevner LP (“Harding Loevner”), the Portfolio’s investment adviser, undertakes fundamental research in an effort to identify companies that are well managed, financially sound, fast growing, and strongly competitive, and whose shares are reasonably priced relative to estimates of their value. To reduce its volatility, the Portfolio is diversified across dimensions of geography, industry, currency, and market capitalization. The Portfolio normally holds investments across at least 15 countries.

The Portfolio will normally invest broadly in equity securities of companies domiciled in the following countries and regions: (1) Europe; (2) the Pacific Rim; (3) the United States, Canada, and Mexico; and (4) countries with emerging or frontier markets. At least 65% of the Portfolio’s total assets will be denominated in at least three currencies, which may include the U.S. dollar. For purposes of compliance with this restriction, American Depositary Receipts, Global Depositary Receipts, and European Depositary Receipts (collectively, “Depositary Receipts”), will be considered to be denominated in the currency of the country where the securities underlying the Depositary Receipts are principally traded.

The Portfolio invests, under normal circumstances, at least 80% of its net assets (plus any borrowings for investment purposes) in common stocks, preferred stocks, rights, and warrants issued by companies that are based both inside and outside the United States, securities convertible into such securities (including Depositary Receipts), and investment companies that invest in the types of securities in which the Portfolio would normally invest.

Because some emerging market countries do not permit foreigners to participate directly in their securities markets or otherwise present difficulties for efficient foreign investment, the Portfolio may use equity derivative securities, and, in particular, participation notes to gain exposure to those countries.

PRINCIPAL RISKS

The Portfolio is subject to numerous risks, any of which could cause an investor to lose money. The principal risks of the Portfolio are as follows:

Market Risk: Investments in the Portfolio may lose value due to a general downturn in stock markets.

Currency Risk: Foreign currencies may experience steady or sudden devaluation relative to the U.S. dollar, adversely affecting the value of the Portfolio's investments. Because the Portfolio's net asset value is determined on the basis of U.S. dollars, if the local currency of a foreign market depreciates against the U.S. dollar, you may lose money even if the foreign market prices of the Portfolio's holdings rise.

Foreign Investment Risk: Securities issued by foreign entities involve risks not associated with U.S. investments. These risks include additional taxation, political, economic, social or diplomatic instability, and the above-mentioned possibility of changes in foreign currency exchange rates. There may also be less publicly-available information about a foreign issuer. Such risks may be magnified with respect to securities of issuers in frontier emerging markets.

Emerging and Frontier Market Risk: Emerging and frontier market securities involve certain risks, such as exposure to economies less diverse and mature than that of the United States or more established foreign markets. Economic or political instability may cause larger price changes in emerging or frontier market securities than in securities of issuers based in more developed foreign countries.

Participation Notes Risk: Participation notes are issued by banks, or broker-dealers, or their affiliates and are designed to replicate the return of a particular underlying equity or debt security, currency, or market. When the participation note matures, the issuer of the participation note will pay to, or receive from, the Portfolio the difference between the nominal value of the underlying instrument at the time of purchase and that instrument's value at maturity. Participation notes involve the same risks associated with a direct investment in the underlying security, currency, or market. In addition, participation notes involve counterparty risk, because the Portfolio has no rights under participation notes against the issuer(s) of the underlying security(ies) and must rely on the creditworthiness of the issuer of the participation note.

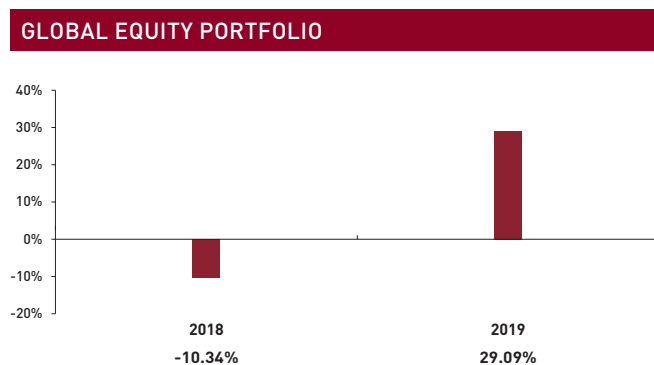
NAV Risk: The net asset value of the Portfolio and the value of your investment will fluctuate.

PORTFOLIO PERFORMANCE

The following bar chart shows how the investment results of the Portfolio's Institutional Class Z shares have varied from year to year. The table that follows shows how the average total returns of the Portfolio's Institutional Class Z shares compare with a broad measure of market performance. Together, these provide an indication of the risks of investing in the Portfolio.

How the Institutional Class Z shares of the Portfolio have performed in the past (before and after taxes) is not necessarily an indication of how they will perform in the future.

Updated Portfolio performance information is available at www.hardingloevnerfunds.com or by calling (877) 435-8105.



The best calendar quarter return during the period shown above was 14.06% in the first quarter of 2019; the worst was -15.70% in the fourth quarter of 2018.

AVERAGE ANNUAL TOTAL RETURNS
(for the periods ended December 31, 2019)

	1-YEAR	SINCE INCEPTION 8/1/2017
GLOBAL EQUITY PORTFOLIO - INSTITUTIONAL CLASS Z		
Return Before Taxes	29.09%	9.60%
Return After Taxes on Distributions ¹	28.88%	6.94%
Return After Taxes on Distributions and Sale of Portfolio Shares ¹	17.38%	7.06%
MSCI ALL COUNTRY WORLD (NET) INDEX (reflects no deduction for fees, expenses, or U.S. taxes)		
	26.60%	9.13%

¹After-tax returns in the table above are calculated using the historical highest individual federal marginal income tax rates and do not reflect the impact of state and local taxes. The return after taxes on distributions and sale of Portfolio shares may exceed the Portfolio's other returns due to an assumed tax benefit from any losses on a sale of Portfolio shares at the end of the measurement period. Actual after-tax returns depend on an investor's tax situation and may differ from those shown, and after-tax returns shown are not relevant to investors who hold their Portfolio shares through tax-deferred arrangements, such as 401(k) plans or Individual Retirement Accounts.

MANAGEMENT

Investment Adviser

Harding Loevner serves as investment adviser to the Portfolio.

Portfolio Managers

Peter Baughan, Ferrill Roll, Scott Crawshaw, Jingyi Li, Christopher Mack, and Richard Schmidt serve as the portfolio managers of the Global Equity Portfolio. Mr. Baughan has held his position since February 2003, Mr. Roll has held his position since January 2001, Mr. Crawshaw has held his position since January 2018, Mr. Li has held his position since February 2019, Mr. Mack has held his position since June 2014 and

Mr. Schmidt has held his position since February 2015. Messrs. Baughan and Roll are the co-lead portfolio managers.

PURCHASE AND SALE OF PORTFOLIO SHARES

Institutional Class Z shares are only available to certain eligible investors and the minimum initial investment is \$10 million. Additional purchases may be for any amount. Please see the description of eligible investors under the section called “Shareholder Information.” You may purchase, redeem (sell) or exchange shares of the Portfolio on any business day through certain authorized brokers and other financial intermediaries or directly from the Portfolio by mail, telephone, or wire.

TAX CONSIDERATIONS

The Portfolio’s distributions are generally taxable to you as ordinary income, capital gains, or a combination of the two, unless you are investing through a tax-deferred arrangement, such as a 401(k) plan or an individual retirement account. Upon withdrawal, your investment through a tax-deferred arrangement may become taxable.

PAYMENTS TO BROKERS-DEALERS AND OTHER FINANCIAL INTERMEDIARIES

If you purchase Institutional Class Z shares through a broker-dealer or other financial intermediary (such as a bank), the Portfolio will not pay the intermediary for the sale of Institutional Class Z shares or any other related services. It is not anticipated that any of the Portfolio’s related companies will make such payments, but if a related company does, the payments may create a conflict of interest by influencing the broker-dealer or other intermediary and your salesperson to recommend the Portfolio over another investment. Ask your salesperson or visit your financial intermediary’s website for more information.

INVESTMENT OBJECTIVE

The International Equity Portfolio (the “Portfolio”) seeks long-term capital appreciation through investments in equity securities of companies based outside the United States.

PORTFOLIO FEES AND EXPENSES

This table describes the fees and expenses that you may pay if you buy and hold Institutional Class Z shares of the Portfolio.

SHAREHOLDER FEES (fees paid directly from your investment)	
Maximum Sales Charge (Load) Imposed on Purchases (as a percentage of offering price)	None
Redemption Fee (as a percentage of amount redeemed within 90 days or less from the date of purchase)	None
ANNUAL PORTFOLIO OPERATING EXPENSES (expenses that you pay each year as a percentage of the value of your investment)	
Management Fees	0.67%
Distribution (12b-1) Fees	None
Other Expenses	0.08%
Total Annual Portfolio Operating Expenses	0.75%
Fee Waiver and/or Expense Reimbursement ¹	0.00%
Total Annual Portfolio Operating Expenses After Fee Waiver and/or Expense Reimbursement¹	0.75%

¹Harding Loevner LP has contractually agreed to waive a portion of its management fee and/or reimburse the Portfolio’s Institutional Class Z for its other operating expenses to the extent Total Annual Portfolio Operating Expenses (excluding dividend expenses, borrowing costs, interest expense relating to short sales, interest, taxes, brokerage commissions and extraordinary expenses), as a percentage of average daily net assets, exceed 0.80% through February 28, 2021. This fee waiver and expense reimbursement agreement may be terminated by the Board at any time and will automatically terminate upon the termination of the Investment Advisory Agreement.

Example: This example is intended to help you compare the cost of investing in the Portfolio’s Institutional Class Z with the cost of investing in other mutual funds. The example assumes that you invest \$10,000 in the Portfolio’s Institutional Class Z shares for the time periods indicated and then redeem all of your shares at the end of those periods. The example also assumes that your investment has a 5% return each year and that the Institutional Class Z’s operating expenses remain the same. Although your actual costs may be higher or lower, based on these assumptions your costs would be:

1 YEAR	3 YEARS	5 YEARS	10 YEARS
\$77	\$240	\$417	\$930

PORTFOLIO TURNOVER

The Portfolio pays transaction costs, such as commissions, when it buys and sells securities (or “turns over” its portfolio). A higher portfolio turnover rate may indicate higher transaction costs and may result in higher taxes when Portfolio shares are held in a taxable account. These costs, which are not reflected in annual portfolio operating expenses or in the example, affect the Portfolio’s performance. During the most recent fiscal year, the Portfolio’s portfolio turnover rate was 30% of the average value of its portfolio.

PRINCIPAL INVESTMENT STRATEGIES

The Portfolio invests primarily in companies based in developed markets outside the United States as well as in companies in emerging and frontier markets. Harding Loevner LP (“Harding Loevner”), the Portfolio’s investment adviser, undertakes fundamental research in an effort to identify companies that are well managed, financially sound, fast growing, and strongly competitive, and whose shares are reasonably priced relative to estimates of their value. To reduce its volatility, the Portfolio is diversified across dimensions of geography, industry, currency, and market capitalization. The Portfolio normally holds investments across at least 15 countries.

Factors bearing on whether a company is considered to be “based” outside the United States may include: (1) it is legally domiciled outside the United States; (2) it conducts at least 50% of its business, as measured by the location of its sales, earnings, assets, or production, outside the United States; or (3) it has the principal exchange listing for its securities outside the United States.

The Portfolio will normally invest broadly in equity securities of companies domiciled in the following countries and regions: (1) Europe; (2) the Pacific Rim; (3) Canada and Mexico; and (4) countries with emerging or frontier markets. At least 65% of the Portfolio’s total assets will be denominated in at least three currencies other than the U.S. dollar. For purposes of compliance with this restriction, American Depositary Receipts, Global Depositary Receipts, and European Depositary Receipts (collectively, “Depositary Receipts”), will be considered to be denominated in the currency of the country where the securities underlying the Depositary Receipts are principally traded.

The Portfolio invests, under normal circumstances, at least 80% of its net assets (plus any borrowings for investment purposes) in common stocks, preferred stocks, rights, and warrants issued by companies that are based outside the United States, securities convertible into such securities (including Depositary Receipts), and

investment companies that invest in the types of securities in which the Portfolio would normally invest. The Portfolio also may invest in securities of U.S. companies that derive, or are expected to derive, a significant portion of their revenues from their foreign operations, although under normal circumstances not more than 15% of the Portfolio's total assets will be invested in securities of U.S. companies.

Because some emerging market countries do not permit foreigners to participate directly in their securities markets or otherwise present difficulties for efficient foreign investment, the Portfolio may use equity derivative securities, and, in particular, participation notes to gain exposure to those countries.

PRINCIPAL RISKS

The Portfolio is subject to numerous risks, any of which could cause an investor to lose money. The principal risks of the Portfolio are as follows:

Market Risk: Investments in the Portfolio may lose value due to a general downturn in stock markets.

Currency Risk: Foreign currencies may experience steady or sudden devaluation relative to the U.S. dollar, adversely affecting the value of the Portfolio's investments. Because the Portfolio's net asset value is determined on the basis of U.S. dollars, if the local currency of a foreign market depreciates against the U.S. dollar, you may lose money even if the foreign market prices of the Portfolio's holdings rise.

Foreign Investment Risk: Securities issued by foreign entities involve risks not associated with U.S. investments. These risks include additional taxation, political, economic, social or diplomatic instability, and the above-mentioned possibility of changes in foreign currency exchange rates. There may also be less publicly-available information about a foreign issuer. Such risks may be magnified with respect to securities of issuers in frontier emerging markets.

Emerging and Frontier Market Risk: Emerging and frontier market securities involve certain risks, such as exposure to economies less diverse and mature than that of the United States or more established foreign markets. Economic or political instability may cause larger price changes in emerging or frontier market securities than in securities of issuers based in more developed foreign countries.

Participation Notes Risk: Participation notes are issued by banks, or broker-dealers, or their affiliates and are designed to replicate the return of a particular underlying equity or debt security, currency, or market. When the participation note matures, the issuer of the participation note will pay to, or receive from, the Portfolio the difference between the nominal value of the underlying instrument at the time of purchase and that instrument's value at maturity. Participation notes involve the same risks associated with a direct investment in the underlying security, currency, or market. In addition, participation notes involve

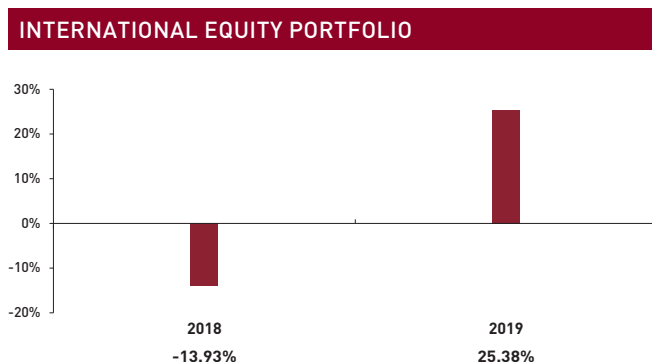
counterparty risk, because the Portfolio has no rights under participation notes against the issuer(s) of the underlying security(ies) and must rely on the creditworthiness of the issuer of the participation note.

NAV Risk: The net asset value of the Portfolio and the value of your investment will fluctuate.

PORTFOLIO PERFORMANCE

The following bar chart shows how the investment results of the Portfolio's Institutional Class Z shares have varied from year to year. The table that follows shows how the average total returns of the Portfolio's Institutional Class Z shares compare with a broad measure of market performance. Together, these provide an indication of the risks of investing in the Portfolio. How the Institutional Class Z shares of the Portfolio have performed in the past (before and after taxes) is not necessarily an indication of how they will perform in the future.

Updated Portfolio performance information is available at www.hardingloevnerfunds.com or by calling (877) 435-8105.



The best calendar quarter return during the period shown above was 11.66% in the first quarter of 2019; the worst was -15.05% in the fourth quarter of 2018.

AVERAGE ANNUAL TOTAL RETURNS (for the periods ended December 31, 2019)		
	1-YEAR	SINCE INCEPTION 7/17/2017
INTERNATIONAL EQUITY PORTFOLIO - INSTITUTIONAL CLASS Z		
Return Before Taxes	25.38%	6.62%
Return After Taxes on Distributions ¹	25.07%	6.26%
Return After Taxes on Distributions and Sale of Portfolio Shares ¹	15.55%	5.20%
MSCI ALL COUNTRY WORLD ex-U.S. (NET) INDEX (reflects no deduction for fees, expenses, or U.S. taxes)		
	21.51%	5.20%

¹After-tax returns in the table above are calculated using the historical highest individual federal marginal income tax rates and do not reflect the impact of state and local taxes. Actual after-tax returns depend on an investor's tax situation and may differ from those shown, and after-tax returns shown are not relevant to investors who hold their Portfolio shares through tax-deferred arrangements, such as 401(k) plans or Individual Retirement Accounts.

MANAGEMENT

Investment Adviser

Harding Loevner serves as investment adviser to the Portfolio.

Portfolio Managers

Ferrill Roll, Andrew West, Bryan Lloyd and Patrick Todd serve as the portfolio managers of the International Equity Portfolio. Mr. Roll has held his position since October 2004, Mr. West has held his position since June 2014, Mr. Lloyd has held his position since June 2014 and Mr. Todd has held his position since January 2017. Messrs. Roll and West are the co-lead portfolio managers.

PURCHASE AND SALE OF PORTFOLIO SHARES

Institutional Class Z shares are only available to certain eligible investors and the minimum initial investment is \$10 million. Additional purchases may be for any amount. Please see the description of eligible investors under the section called “Shareholder Information.” You may purchase, redeem (sell) or exchange shares of the Portfolio on any business day through certain authorized brokers and other financial intermediaries or directly from the Portfolio by mail, telephone, or wire.

TAX CONSIDERATIONS

The Portfolio’s distributions are generally taxable to you as ordinary income, capital gains, or a combination of the two, unless you are investing through a tax-deferred arrangement, such as a 401(k) plan or an individual retirement account. Upon withdrawal, your investment through a tax-deferred arrangement may become taxable.

PAYMENTS TO BROKERS-DEALERS AND OTHER FINANCIAL INTERMEDIARIES

If you purchase Institutional Class Z shares through a broker-dealer or other financial intermediary (such as a bank), the Portfolio will not pay the intermediary for the sale of Institutional Class Z shares or any other related services. It is not anticipated that any of the Portfolio’s related companies will make such payments, but if a related company does, the payments may create a conflict of interest by influencing the broker-dealer or other intermediary and your salesperson to recommend the Portfolio over another investment. Ask your salesperson or visit your financial intermediary’s website for more information.

INVESTMENT OBJECTIVE

The Institutional Emerging Markets Portfolio (the “Portfolio”) seeks long-term capital appreciation through investments in equity securities of companies based in emerging markets.

PORTFOLIO FEES AND EXPENSES

This table describes the fees and expenses that you may pay if you buy and hold the Portfolio’s Institutional Class Z shares.

SHAREHOLDER FEES (fees paid directly from your investment)	
Maximum Sales Charge (Load) Imposed on Purchases (as a percentage of offering price)	None
Redemption Fee (as a percentage of amount redeemed within 90 days or less from the date of purchase)	None
ANNUAL PORTFOLIO OPERATING EXPENSES (expenses that you pay each year as a percentage of the value of your investment)	
Management Fees	1.11%
Distribution (12b-1) Fees	None
Other Expenses	0.08%
Total Annual Portfolio Operating Expenses	1.19%
Fee Waiver and/or Expense Reimbursement ¹	-0.08%
Total Annual Portfolio Operating Expenses After Fee Waiver and/or Expense Reimbursement¹	1.11%

¹Harding Loevner LP has contractually agreed to waive a portion of its management fee and/or reimburse the Portfolio’s Institutional Class Z shares for their other operating expenses to the extent Total Annual Portfolio Operating Expenses (excluding dividend expenses, borrowing costs, interest expense relating to short sales, interest, taxes, brokerage commissions and extraordinary expenses), as a percentage of average daily net assets, exceed the applicable contractual management fee, currently 1.15% on the first \$1 billion of average daily net assets, 1.13% on the next \$1 billion, 1.11% on the next \$1 billion, and 1.09% for average daily net assets over \$3 billion, through February 28, 2021. This fee waiver and expense reimbursement agreement may be terminated by the Board at any time and will automatically terminate upon the termination of the Investment Advisory Agreement.

Example: This example is intended to help you compare the cost of investing in the Portfolio’s Institutional Class Z shares with the cost of investing in other mutual funds. The example assumes that you invest \$10,000 in the Portfolio’s Institutional Class Z shares for the time periods indicated and then redeem all of your shares at the end of those periods. The example also assumes that your investment has a 5% return each year and that Institutional Class Z’s operating expenses remain the same, except that the example assumes the fee waiver and expense reimbursement agreement pertains only through February 28, 2021. Although your actual costs may be higher or lower, based on these assumptions your costs would be:

1 YEAR	3 YEARS	5 YEARS	10 YEARS
\$113	\$370	\$647	\$1,436

PORTFOLIO TURNOVER

The Portfolio pays transaction costs, such as commissions, when it buys and sells securities (or “turns over” its portfolio). A higher portfolio turnover rate may indicate higher transaction costs and may result in higher taxes when Portfolio shares are held in a taxable account. These costs, which are not reflected in annual portfolio operating expenses or in the example, affect the Portfolio’s performance. During the most recent fiscal year, the Portfolio’s portfolio turnover rate was 17% of the average value of its portfolio.

PRINCIPAL INVESTMENT STRATEGIES

The Portfolio invests primarily in companies that are based in emerging and frontier markets. Emerging and frontier markets offer investment opportunities that arise from long-term trends in demographics, deregulation, offshore outsourcing, and improving corporate governance in developing countries. Harding Loevner LP (“Harding Loevner”), the Portfolio’s investment adviser, undertakes fundamental research in an effort to identify companies that are well managed, financially sound, fast growing, and strongly competitive, and whose shares are reasonably priced relative to estimates of their value. To reduce its volatility, the Portfolio is diversified across dimensions of geography, industry, and currency. The Portfolio normally holds investments across at least 15 countries. Emerging and frontier markets include countries that have an emerging stock market as defined by Morgan Stanley Capital International, countries or markets with low- to middle-income economies as classified by the World Bank, and other countries or markets with similar characteristics. Emerging and frontier markets tend to have relatively low gross national product per capita compared to the world’s major economies and may have the potential for rapid economic growth.

Factors bearing on whether a company is considered to be “based” in an emerging or frontier market may include: (1) it is legally domiciled in an emerging or frontier market; (2) it conducts at least 50% of its business, as measured by the location of its sales, earnings, assets, or production, in an emerging or frontier market; or (3) it has the principal exchange listing for its securities in an emerging or frontier market.

The Portfolio will invest broadly in equity securities of companies domiciled in one of at least 15 countries with emerging or frontier markets, generally considered to include all countries except Australia, Austria, Belgium, Canada, Denmark, Finland, France, Germany, Hong Kong, Ireland, Israel, Italy, Japan, the Netherlands, New Zealand, Norway, Portugal, Singapore, Spain, Sweden, Switzerland, the United Kingdom, and the United States. At least 65% of the Portfolio’s total assets will be denominated in at least three currencies other than the

U.S. dollar. For purposes of compliance with this restriction, American Depositary Receipts, Global Depositary Receipts, and European Depositary Receipts (collectively, “Depositary Receipts”) will be considered to be denominated in the currency of the country where the securities underlying the Depositary Receipts are principally traded.

The Portfolio invests at least 65% of its total assets in common stocks, preferred stocks, rights, and warrants issued by companies that are based in emerging or frontier markets, securities convertible into such securities (including Depositary Receipts), and investment companies that invest in the types of securities in which the Portfolio would normally invest. The Portfolio also may invest in securities of U.S. companies that derive, or are expected to derive, a significant portion of their revenues from their foreign operations, although under normal circumstances, not more than 15% of the Portfolio’s total assets will be invested in securities of U.S. companies.

The Portfolio invests, under normal circumstances, at least 80% of its net assets (plus any borrowings for investment purposes) in emerging markets securities, which includes frontier markets securities, and investment companies that invest in the types of securities in which the Portfolio would normally invest.

Because some emerging market countries do not permit foreigners to participate directly in their securities markets or otherwise present difficulties for efficient foreign investment, the Portfolio may use equity derivative securities, and, in particular, participation notes, to gain exposure to those countries.

PRINCIPAL RISKS

The Portfolio is subject to numerous risks, any of which could cause an investor to lose money. The principal risks of the Portfolio are as follows:

Market Risk: Investments in the Portfolio may lose value due to a general downturn in stock markets.

Currency Risk: Foreign currencies may experience steady or sudden devaluation relative to the U.S. dollar, adversely affecting the value of the Portfolio’s investments. Because the Portfolio’s net asset value is determined on the basis of U.S. dollars, if the local currency of a foreign market depreciates against the U.S. dollar, you may lose money even if the foreign market prices of the Portfolio’s holdings rise.

Foreign Investment Risk: Securities issued by foreign entities involve risks not associated with U.S. investments. These risks include additional taxation, political, economic, social or diplomatic instability, and the above-mentioned possibility of changes in foreign currency exchange rates. There may also be less publicly-available information about a foreign issuer. Such risks may be magnified with respect to securities of issuers in frontier emerging markets.

Emerging and Frontier Market Risk: Emerging and frontier market securities involve certain risks, such as exposure to economies less diverse and mature than that of the United States or more established foreign markets. Economic or political instability may cause larger price changes in emerging or frontier market securities than in securities of issuers based in more developed foreign countries.

Participation Notes Risk: Participation notes are issued by banks, or broker-dealers, or their affiliates and are designed to replicate the return of a particular underlying equity or debt security, currency, or market. When the participation note matures, the issuer of the participation note will pay to, or receive from, the Portfolio the difference between the nominal value of the underlying instrument at the time of purchase and that instrument’s value at maturity. Participation notes involve the same risks associated with a direct investment in the underlying security, currency, or market. In addition, participation notes involve counterparty risk, because the Portfolio has no rights under participation notes against the issuer(s) of the underlying security(ies) and must rely on the creditworthiness of the issuer of the participation note.

NAV Risk: The net asset value of the Portfolio and the value of your investment will fluctuate.

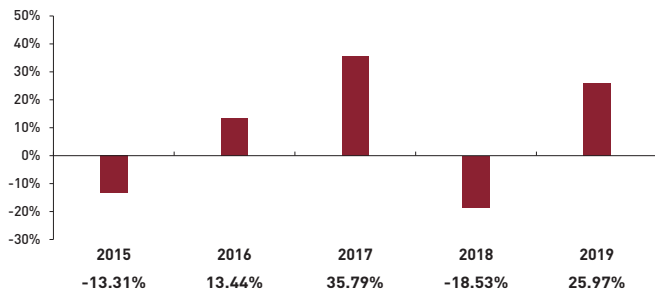
Financials Sector Risk: To the extent the Portfolio invests in securities and other obligations of issuers in the financials sector, the Portfolio will be vulnerable to events affecting companies in the financials industry. Examples of risks affecting the financials sector include changes in governmental regulation, issues relating to the availability and cost of capital, changes in interest rates and/or monetary policy, and price competition. In addition, financials companies are often more highly leveraged than other companies, making them inherently riskier. As of October 31, 2019, the Portfolio had 20.9% of net assets invested in the financials sector.

PORTFOLIO PERFORMANCE

The following bar chart shows how the investment results of the Portfolio’s Institutional Class Z shares have varied from year to year. The table that follows shows how the average total returns of the Portfolio’s Institutional Class Z shares compare with a broad measure of market performance. Together, these provide an indication of the risks of investing in the Portfolio. How the Portfolio’s Institutional Class Z shares have performed in the past (before and after taxes) is not necessarily an indication of how they will perform in the future.

Updated Portfolio performance information is available at www.hardingloevnerfunds.com or by calling (877) 435-8105.

INSTITUTIONAL EMERGING MARKETS PORTFOLIO – INSTITUTIONAL CLASS Z



The best calendar quarter return during the period shown above was 14.60% in the first quarter of 2019; the worst was -15.50% in the third quarter of 2015.

AVERAGE ANNUAL TOTAL RETURNS (for the periods ended December 31, 2019)

	1-YEAR	5-YEAR	SINCE INCEPTION 3/5/2014
INSTITUTIONAL EMERGING MARKETS PORTFOLIO - INSTITUTIONAL CLASS Z			
Return Before Taxes	25.97%	6.51%	5.71%
Return After Taxes on Distributions ¹	25.67%	6.38%	5.58%
Return After Taxes on Distributions and Sale of Portfolio Shares ¹	15.85%	5.23%	4.61%
MSCI EMERGING MARKETS (NET) INDEX (reflects no deduction for fees, expenses, or U.S. taxes)			
	18.42%	5.61%	5.16%

¹After-tax returns in the table above are calculated using the historical highest individual federal marginal income tax rates and do not reflect the impact of state and local taxes. Actual after-tax returns depend on an investor's tax situation and may differ from those shown, and after-tax returns shown are not relevant to investors who hold their Portfolio shares through tax-deferred arrangements, such as 401(k) plans or Individual Retirement Accounts.

MANAGEMENT

Investment Adviser

Harding Loevner serves as investment adviser to the Portfolio.

Portfolio Managers

Scott Crawshaw, Craig Shaw, Pradipta Chakraborty, G. Rusty Johnson, and Richard Schmidt serve as the portfolio managers of the Institutional Emerging Markets Portfolio. Mr. Crawshaw has held his position since June 2014, Mr. Shaw has held his position since December 2006, Mr. Chakraborty has held his position since January 2015, Mr. Johnson has held his position since the Portfolio's inception in October 2005, and Mr. Schmidt has held his position since December 2011. Messrs. Crawshaw and Shaw are the co-lead portfolio managers.

PURCHASE AND SALE OF PORTFOLIO SHARES

Institutional Class Z shares are only available to certain eligible investors and the minimum initial investment is \$10 million.

Shares of the Emerging Markets Portfolio may not be available for purchase by all investors through financial intermediaries. For more information, see the section captioned "Shareholder Information—Purchase and Redemption of Shares" in the Portfolio's prospectus.

TAX CONSIDERATIONS

The Portfolio's distributions are generally taxable to you as ordinary income, capital gains, or a combination of the two, unless you are investing through a tax-deferred arrangement, such as a 401(k) plan or an individual retirement account. Upon withdrawal, your investment through a tax-deferred arrangement may become taxable.

PAYMENTS TO BROKERS-DEALERS AND OTHER FINANCIAL INTERMEDIARIES

If you purchase Institutional Class Z shares through a broker-dealer or other financial intermediary (such as a bank), the Portfolio will not pay the intermediary for the sale of Institutional Class Z shares or any other related services. It is not anticipated that any of the Portfolio's related companies will make such payments, but if a related company does, the payments may create a conflict of interest by influencing the broker-dealer or other intermediary and your salesperson to recommend the Portfolio over another investment. Ask your salesperson or visit your financial intermediary's website for more information.

Institutional Class Z shares of the International Equity Research Portfolio are not currently available.

INVESTMENT OBJECTIVE

The International Equity Research Portfolio (the “Portfolio”) seeks long-term capital appreciation through investments in equity securities of companies based outside the United States.

PORTFOLIO FEES AND EXPENSES

This table describes the fees and expenses that you may pay if you buy and hold Institutional Class Z shares of the Portfolio.

SHAREHOLDER FEES (fees paid directly from your investment)	
Maximum Sales Charge (Load) Imposed on Purchases (as a percentage of offering price)	None
Redemption Fee (as a percentage of amount redeemed within 90 days or less from the date of purchase)	None
ANNUAL PORTFOLIO OPERATING EXPENSES (expenses that you pay each year as a percentage of the value of your investment)	
Management Fees	0.70%
Distribution (12b-1) Fees	None
Other Expenses ¹	1.13%
Total Annual Portfolio Operating Expenses	1.83%
Fee Waiver and/or Expense Reimbursement ²	-1.08%
Total Annual Portfolio Operating Expenses After Fee Waiver and/or Expense Reimbursement²	0.75%

¹Other Expenses¹ have been based on estimated amounts for the current fiscal year.

²Harding Loevner LP has contractually agreed to waive a portion of its management fee and/or reimburse the Portfolio’s Institutional Class Z for its other operating expenses to the extent Total Annual Portfolio Operating Expenses (excluding dividend expenses, borrowing costs, interest expense relating to short sales, interest, taxes, brokerage commissions and extraordinary expenses), as a percentage of average daily net assets, exceed 0.75% through February 28, 2021. This fee waiver and expense reimbursement agreement may be terminated by the Board at any time and will automatically terminate upon the termination of the Investment Advisory Agreement.

Example: This example is intended to help you compare the cost of investing in the Portfolio’s Institutional Class Z with the cost of investing in other mutual funds. The example assumes that you invest \$10,000 in the Portfolio’s Institutional Class Z shares for the time periods indicated and then redeem all of your shares at the end of those periods. The example also assumes that your investment has a 5% return each year and that the Institutional Class Z’s operating expenses remain the same, except that the example assumes the fee waiver and expense reimbursement agreement pertains only through February 28, 2021. Although your actual costs

may be higher or lower, based on these assumptions your costs would be:

1 YEAR	3 YEARS	5 YEARS	10 YEARS
\$77	\$470	\$889	\$2,059

PORTFOLIO TURNOVER

The Portfolio pays transaction costs, such as commissions, when it buys and sells securities (or “turns over” its portfolio). A higher portfolio turnover rate may indicate higher transaction costs and may result in higher taxes when Portfolio shares are held in a taxable account. These costs, which are not reflected in annual portfolio operating expenses or in the example, affect the Portfolio’s performance. During the most recent fiscal year, the Portfolio’s portfolio turnover rate was 44% of the average value of its portfolio.

PRINCIPAL INVESTMENT STRATEGIES

The Portfolio invests primarily in companies based in developed markets outside the United States as well as in companies in emerging and frontier markets. Harding Loevner LP (“Harding Loevner”), the Portfolio’s investment adviser, undertakes fundamental research in an effort to identify companies that are well managed, financially sound, fast growing, and strongly competitive, and whose shares are reasonably priced relative to estimates of their value. The investment adviser’s analysts, after completing this research, assign a rating to each stock based upon its potential return relative to an appropriate benchmark. The universe of stocks eligible for investment in the Portfolio are those rated for purchase by the analysts and that otherwise meet the investment characteristics and guidelines established for the Portfolio. These guidelines include limits on exposure by geography, industry, and currency, and may include other limits, such as market capitalization. To reduce its volatility, the Portfolio is diversified across these elements. The Portfolio may invest in companies in all capitalization ranges, including smaller and medium-sized companies.

The investment adviser expects that a majority of the stocks that its analysts have rated for purchase that meet the Portfolio’s investment characteristics and guidelines will be held in the Portfolio. The portfolio managers may exclude any stock at their discretion based on factors such as trading volumes, market capitalization, or geography. In determining the weight of each security in the Portfolio, the portfolio managers will seek to maintain a portfolio that, over time, is generally less volatile than the Portfolio’s benchmark, taking into consideration factors including the relevant security’s predicted relative price performance, the timeliness of investment potential, the implications for portfolio risk and the requirement to observe the investment

characteristics and guidelines established for the Portfolio. The portfolio managers will periodically re-balance the portfolio when and as they deem appropriate, to reflect, among other things, changes to securities prices, analysts' ratings, desired investment characteristics, investment guidelines or assumptions about prospective volatility or tracking error. The portfolio managers will use risk models and other quantitative tools to assist them in determining portfolio weightings.

The Portfolio invests, under normal circumstances, at least 80% of its net assets (plus any borrowings for investment purposes) in common stocks, preferred stocks, rights, and warrants issued by companies that are based outside the United States, securities convertible into such securities (including Depositary Receipts, as defined below), and investment companies that invest in the types of securities in which the Portfolio would normally invest. Factors bearing on whether a company is considered to be "based" outside the United States may include: (1) it is legally domiciled outside the United States; (2) it conducts at least 50% of its business, as measured by the location of its sales, earnings, assets, or production, outside the United States; or (3) it has the principal exchange listing for its securities outside the United States. The Portfolio also may invest in securities of U.S. companies that derive, or are expected to derive, a significant portion of their revenues from their foreign operations, although under normal circumstances not more than 15% of the Portfolio's total assets will be invested in securities of U.S. companies. The Portfolio will normally invest broadly in equity securities of companies domiciled in the following countries and regions: (1) Europe; (2) the Pacific Rim; (3) Canada and Mexico; and (4) countries with emerging or frontier markets. At least 65% of total assets will be denominated in at least three currencies other than the U.S. dollar. For purposes of compliance with this restriction, American Depositary Receipts, Global Depositary Receipts, and European Depositary Receipts (collectively, "Depositary Receipts"), will be considered to be denominated in the currency of the country where the securities underlying the Depositary Receipts are principally traded.

Because some emerging market countries do not permit foreigners to participate directly in their securities markets or otherwise present difficulties for efficient foreign investment, the Portfolio may use equity derivative securities, and, in particular, participation notes to gain exposure to those countries.

PRINCIPAL RISKS

The Portfolio is subject to numerous risks, any of which could cause an investor to lose money. The principal risks of the Portfolio are as follows:

Market Risk: Investments in the Portfolio may lose value due to a general downturn in stock markets.

Currency Risk: Foreign currencies may experience steady or sudden devaluation relative to the U.S. dollar, adversely affecting the value of the Portfolio's investments. Because the Portfolio's net asset value is

determined on the basis of U.S. dollars, if the local currency of a foreign market depreciates against the U.S. dollar, you may lose money even if the foreign market prices of the Portfolio's holdings rise.

Foreign Investment Risk: Securities issued by foreign entities involve risks not associated with U.S. investments. These risks include additional taxation, political, economic, social or diplomatic instability, and the above-mentioned possibility of changes in foreign currency exchange rates. There may also be less publicly-available information about a foreign issuer. Such risks may be magnified with respect to securities of issuers in frontier emerging markets.

Emerging and Frontier Market Risk: Emerging and frontier market securities involve certain risks, such as exposure to economies less diverse and mature than that of the United States or more established foreign markets. Economic or political instability may cause larger price changes in emerging or frontier market securities than in securities of issuers based in more developed foreign countries.

Participation Notes Risk: Participation notes are issued by banks, or broker-dealers, or their affiliates and are designed to replicate the return of a particular underlying equity or debt security, currency, or market. When the participation note matures, the issuer of the participation note will pay to, or receive from, the Portfolio the difference between the nominal value of the underlying instrument at the time of purchase and that instrument's value at maturity. Participation notes involve the same risks associated with a direct investment in the underlying security, currency, or market. In addition, participation notes involve counterparty risk, because the Portfolio has no rights under participation notes against the issuer(s) of the underlying security(ies) and must rely on the creditworthiness of the issuer of the participation note.

Small- and Mid-Capitalization Risk: The securities of small and medium-sized companies have historically exhibited more volatility with a lower degree of liquidity than larger companies.

NAV Risk: The net asset value of the Portfolio and the value of your investment will fluctuate.

PORTFOLIO PERFORMANCE

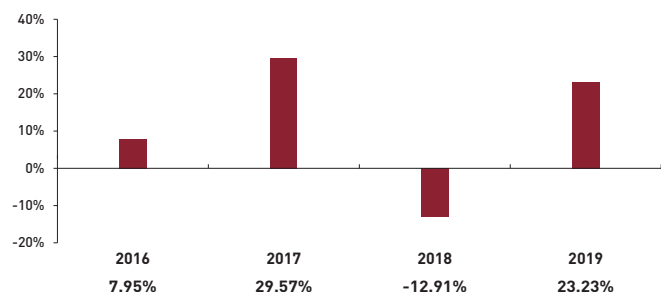
The Institutional Class Z of the Portfolio is not yet in operation. Accordingly, the performance information shown in the following bar chart is for the Institutional Class of the Portfolio which is not offered in this Prospectus but would have substantially similar annual returns as the Institutional Class Z because both classes of shares are invested in the same portfolio of securities. Annual returns will differ only to the extent that the classes do not have the same expenses.

The bar chart below shows how the Portfolio's Institutional Class investment results have varied from year to year. The table that follows shows how the Portfolio's Institutional Class average annual total returns compare with a broad measure of market performance.

Together, these provide an indication of the risks of investing in the Portfolio. How the Portfolio's Institutional Class has performed in the past (before and after taxes) is not necessarily an indication of how the Portfolio's Institutional Class Z will perform in the future.

Updated Portfolio performance information is available at www.hardingloevnerfunds.com or by calling (877) 435-8105.

INTERNATIONAL EQUITY RESEARCH PORTFOLIO



The best calendar quarter return during the period shown above was 11.30% in the first quarter of 2019; the worst was -12.43% in the fourth quarter of 2018.

AVERAGE ANNUAL TOTAL RETURNS (for the periods ended December 31, 2019)

	1-YEAR	SINCE INCEPTION 12/17/15
INTERNATIONAL EQUITY RESEARCH PORTFOLIO - INSTITUTIONAL CLASS		
Return Before Taxes	23.23%	10.72%
Return After Taxes on Distributions ¹	22.80%	9.44%
Return After Taxes on Distributions and Sale of Portfolio Shares ¹	14.25%	8.24%
MSCI ALL COUNTRY WORLD ex-U.S. (NET) INDEX (reflects no deduction for fees, expenses, or U.S. taxes)		
	21.51%	8.60%

¹After-tax returns in the table above are calculated using the historical highest individual federal marginal income tax rates and do not reflect the impact of state and local taxes. Actual after-tax returns depend on an investor's tax situation and may differ from those shown, and after-tax returns shown are not relevant to investors who hold their Portfolio shares through tax-deferred arrangements, such as 401(k) plans or Individual Retirement Accounts.

MANAGEMENT

Investment Adviser

Harding Loevner serves as investment adviser to the Portfolio.

Portfolio Managers

Andrew West and Moon Surana serve as the portfolio managers of the International Equity Research Portfolio. Mr. West and Ms. Surana have held their positions since the Portfolio's inception in December 2015.

PURCHASE AND SALE OF PORTFOLIO SHARES

Institutional Class Z shares are only available to certain eligible investors and the minimum initial investment is \$10 million. Additional purchases may be for any amount. Please see the description of eligible investors under the section called "Shareholder Information." You may purchase, redeem (sell) or exchange shares of the Portfolio on any business day through certain authorized brokers and other financial intermediaries or directly from the Portfolio by mail, telephone, or wire.

TAX CONSIDERATIONS

The Portfolio's distributions are generally taxable to you as ordinary income, capital gains, or a combination of the two, unless you are investing through a tax-deferred arrangement, such as a 401(k) plan or an individual retirement account. Upon withdrawal, your investment through a tax-deferred arrangement may become taxable.

PAYMENTS TO BROKERS-DEALERS AND OTHER FINANCIAL INTERMEDIARIES

If you purchase Institutional Class Z shares through a broker-dealer or other financial intermediary (such as a bank), the Portfolio will not pay the intermediary for the sale of Institutional Class Z shares or any other related services. It is not anticipated that any of the Portfolio's related companies will make such payments, but if a related company does, the payments may create a conflict of interest by influencing the broker-dealer or other intermediary and your salesperson to recommend the Portfolio over another investment. Ask your salesperson or visit your financial intermediary's website for more information.

INVESTMENT OBJECTIVES AND INVESTMENT PROCESS

Harding, Loevner Funds, Inc. (the “Fund”) is a no-load, open-end management investment company that currently has nine separate diversified portfolios, including the Global Equity Portfolio, Institutional Emerging Markets Portfolio, International Equity Portfolio, and International Equity Research Portfolio, whose Institutional Class Z shares are offered in this Prospectus (each, a “Portfolio,” and collectively, the “Portfolios”). Each Portfolio has its own investment objective, strategy and policies. The Fund is advised by Harding Loevner. There is no assurance that a Portfolio will achieve its investment objective.

The investment objectives, policies and risks of the Portfolios are detailed below. Except as otherwise indicated, the Fund’s board of directors (the “Board of Directors”) may change the investment policies at any time to the extent that such changes are consistent with the investment objective of the applicable Portfolio.

INVESTMENT OBJECTIVES

The investment objective of each Portfolio is:

Portfolio	Objective
Global Equity	Seeks long-term capital appreciation through investments in equity securities of companies based both inside and outside the United States
Institutional Emerging Markets	Seeks long-term capital appreciation through investments in equity securities of companies based in emerging markets
International Equity International Equity Research	Seeks long-term capital appreciation through investments in equity securities of companies based outside the United States

However, each Portfolio’s investment objective is fundamental and may not be changed without a majority vote of the Portfolio’s outstanding shares, which is defined under the Investment Company Act of 1940, as amended, as the lesser of (a) 67% of the shares of the applicable Portfolio present or represented if the holders of more than 50% of the shares are present or represented at the shareholders’ meeting, or (b) more than 50% of the shares of the applicable Portfolio (a “majority vote”).

The Portfolios may, from time to time, take temporary defensive positions that are inconsistent with the Portfolios’ principal investment strategies in attempting to respond to adverse changes in market and economic conditions. For temporary defensive purposes, the Portfolios may temporarily hold cash (foreign currencies or multinational currency) and/or invest up to 100% of their assets in high quality debt securities or money market instruments of U.S. or foreign issuers. The Portfolios may miss certain investment opportunities if they use such temporary defensive strategies and thus may not achieve their investment objectives.

INVESTMENT PROCESS

Harding Loevner believes investing in the shares of high-quality growing businesses at reasonable prices leads to superior risk-adjusted returns over the long-term. The firm manages the Portfolios utilizing a bottom-up, business-focused approach based on careful study of individual companies and the competitive dynamics of the global industries in which they participate. The process Harding Loevner uses to identify and value companies consists of four parts: (1) *Initial Qualification* of companies for further research; (2) *In-Depth Research* into the businesses of qualified candidates; (3) *Valuation and Rating* of securities of potential investments; and (4) *Portfolio Construction* by selecting from analyst-rated securities to create a diversified portfolio from the most-promising opportunities.

To qualify companies for intensive research, Harding Loevner's investment analysts survey companies in their assigned portions of the investment universe to identify potential candidates that meet four key criteria. They must exhibit: (i) Competitive Advantages that enable them to earn high margins that can be sustained over time; (ii) Sustainable Growth in sales, earnings, and cash flows; (iii) Financial Strength, in terms of free cash flow and available borrowing capacity; and (iv) Quality Management including a proven record of success and respect for interests of minority shareholders. Sources for investment ideas include, but are not limited to, analysts' investigations into the competitors, suppliers, and customers of existing companies under research; their encounters with companies during onsite company visits, investor conferences, trade shows, and other research travel; and objective screens on company fundamentals using Harding Loevner's quality and growth metrics.

Companies that appear qualified on these key criteria are then examined more intensively using primary and secondary sources, including company reports, management interviews, contact with trade associations, and visits to company facilities. Investment analysts assess qualified companies on ten competitive management and financial characteristics using a proprietary scoring system known as the Quality Assessment ("QA") framework. This framework aids analysts in gaining insights into companies' competitive positions and the extent and durability of their growth prospects, and facilitates comparing businesses across different countries and industries.

To evaluate the investment potential of the strongest candidates, analysts use a multi-stage cash-flow return on investment approach to construct financial models incorporating their forecasts for long-term growth in earnings and cash flows. The financial models include adjustments based upon the QA score. Analysts primarily use a discounted cash flow analysis to estimate the value of companies' securities. Based upon their business forecasts and evaluation of investment potential, analysts predict the relative price performance of stocks under their coverage, and issue purchase and sale recommendations accordingly. When issuing a recommendation on the stock of a company, analysts

also set out expectations for the future business performance of the company ("mileposts"). These mileposts provide analysts with an indelible record of their expectations for the business and form the basis of ongoing review of the company's progress.

In constructing portfolios for the Global Equity, International Equity and Institutional Emerging Markets Portfolios, Harding Loevner's portfolio managers select among the analyzed securities. In constructing portfolios for the International Equity Research Portfolio, portfolio managers invest in companies recommended for purchase by Harding Loevner's analyst team. The portfolio managers take into consideration the securities' predicted relative price performance, the timeliness and investment potential, the implications for portfolio risk of their selections and the requirement to observe portfolio diversification guidelines.

A holding is reduced or removed from a Portfolio if and when it: (i) grows to too large a proportion of the portfolio, in terms of its impact on portfolio risk; (ii) becomes substantially overpriced in relation to its estimated value; (iii) fails to achieve the pre-established milestones for business (as opposed to share price) performance, including breach of trust by management; or (iv) is displaced by more compelling investment opportunities; and (v) with respect to the International Equity Research Portfolio, is no longer recommended for purchase by the analyst team, or, in the judgment of the portfolio managers, necessary or appropriate to meet risk diversification and other guidelines established for the Portfolio.

ADDITIONAL INFORMATION ON PORTFOLIO INVESTMENT STRATEGIES AND RISKS

OTHER INVESTMENT STRATEGIES

The Global Equity, International Equity, and International Equity Research Portfolios may each invest up to 20% and the Institutional Emerging Markets may invest up to 35% of their respective total assets in debt securities of domestic and foreign issuers, including emerging market and frontier emerging market issuers. The types of debt securities the Portfolios may invest in include instruments such as corporate bonds, debentures, notes, commercial paper, short-term notes, medium-term notes, and variable rate notes. Such securities may be rated below investment grade, that is, rated below Baa by Moody's or below BBB by S&P and in unrated securities judged to be of equivalent quality as determined by Harding Loevner (commonly referred to as "junk bonds"). However, a Portfolio may not invest in securities rated, at the time of investment, C or below by Moody's, or D or below by S&P, or in securities of comparable quality as determined by Harding Loevner.

RISKS ASSOCIATED WITH THE PORTFOLIOS' INVESTMENT POLICIES AND TECHNIQUES

The share price of a Portfolio will change daily based on changes in the value of the securities that a Portfolio holds. The principal risks of investing in each of the Portfolios and the circumstances reasonably likely to cause the value of your investment to decline are described in the "Portfolio Summary" section of each Portfolio in this Prospectus. Additional information concerning those principal risks and the additional risks that apply to each Portfolio is set forth below. Please note that there are other circumstances that are not described here that could cause the value of your investment to decline and prevent a Portfolio from achieving its investment objective.

Market Risk. The risk that the value of the securities in which a Portfolio invests may go up or down in response to the prospects of individual companies, particular industry sectors or governments and/or such factors as general economic conditions, political or regulatory developments, changes in interest rates, and perceived desirability of equity securities relative to other investments. Price changes may be temporary or last for extended periods. A Portfolio's investments may be over-weighted from time to time in one or more industry sectors, which will increase the Portfolio's exposure to risk of loss from adverse developments affecting those sectors.

Currency Risk. Investments in foreign currencies are subject to the risk that those currencies will decline in value relative to the U.S. dollar or, in the case of hedged positions, that the U.S. dollar will decline relative to the

currency being hedged. Currency exchange rates may experience steady or sudden fluctuation over short periods of time. A decline in the value of foreign currencies relative to the U.S. dollar will reduce the value of securities held by a Portfolio and denominated in those currencies. A Portfolio may seek to reduce currency risk by hedging part or all of its exposure to various foreign currencies, although a Portfolio generally does not hedge foreign currency exposure; however, if such hedging techniques are employed, there is no assurance that they will be successful.

Foreign Investments. Securities issued by foreign governments, foreign corporations, international agencies and obligations of foreign banks involve risks not associated with securities issued by U.S. entities. Changes in foreign currency exchange rates may affect the value of investments of a Portfolio. With respect to certain foreign countries, there is the possibility of expropriation of assets, confiscatory taxation and political or social instability or diplomatic developments that could affect investment in those countries. There may be less publicly-available information about a foreign financial instrument than about a U.S. instrument and foreign entities may not be subject to accounting, auditing and financial reporting standards and requirements comparable to those of U.S. entities. A Portfolio could encounter difficulties in obtaining or enforcing a judgment against the issuer in certain foreign countries. Such risks may be magnified with respect to securities of issuers in frontier emerging markets. In addition, certain foreign investments may be subject to foreign withholding or other taxes, although the Portfolio will seek to minimize such withholding taxes whenever practical. Investors may be able to deduct such taxes in computing their taxable income or to use such amounts as credits (subject to a holding period and certain other restrictions) against their U.S. income taxes if more than 50% of the Portfolio's total assets at the close of any taxable year consist of stock or securities of foreign corporations. Ownership of unsponsored Depositary Receipts may not entitle the Portfolio to financial or other reports from the issuer to which it would be entitled as the owner of sponsored Depositary Receipts. See also "Shareholder Information—Tax Considerations" below.

Emerging and Frontier Market Securities. The risks of investing in foreign securities may be intensified in the case of investments in issuers domiciled or doing substantial business in developing countries with limited or immature capital markets. Security prices and currency valuations in emerging and frontier markets can be significantly more volatile than in the more established markets of the developed nations, reflecting the greater uncertainties of investing in less mature markets and economies. In particular, developing countries may have relatively unstable governments, present the risk of sudden adverse government action and even nationalization of businesses, restrictions on foreign ownership, or prohibitions of repatriation of assets, and may have less protection of property rights than more developed countries. The economies of developing countries may be predominantly based on

only a few industries, may be highly vulnerable to changes in local or global trade conditions, and may suffer from extreme debt burdens or volatile inflation rates. Local securities markets may trade a small number of securities and may be unable to respond effectively to increases in trading volume, potentially making prompt liquidation of substantial holdings difficult or impossible at times. Transaction settlement and dividend collection procedures may be less reliable than in developed markets. Securities of issuers located in developing countries may have limited marketability and may be subject to more abrupt or erratic price movements.

Geopolitical Risk. The value of your investment in the Portfolios is based on the market prices of the securities the Portfolios hold. These prices change daily due to economic and other events that affect markets generally, as well as those that affect particular regions, countries, industries, companies or governments. These price movements, sometimes called volatility, may be greater or less depending on the types of securities a Portfolio owns and the markets in which the securities trade. The interconnectivity between global economies and financial markets increases the likelihood that events or conditions in one region or financial market may adversely impact issuers in a different country, region or financial market. Securities in a Portfolio may decline in value due to inflation (or expectations for inflation), interest rates, global demand for particular products or resources, natural disasters, wars, terrorism, regulatory events and governmental or quasi-governmental actions. Further, the recent rise of nationalist economic policies, including trade protectionism, may have a negative impact on the Portfolios' performance. It is difficult to predict when similar events or policies may affect the U.S. or global financial markets or the effects that such events or policies may have. Any such events or policies could have a significant adverse impact on the value and risk profile of a Portfolio.

Geographic Risk. Concentration of the investments of a Portfolio in issuers located in a particular country or region will subject such Portfolio, to a greater extent than if investments were less concentrated, to the risks of volatile economic cycles and/or conditions, and developments that may be particular to that country or region, such as: adverse securities markets; adverse exchange rates; social, political, regulatory, economic or environmental developments; or natural disasters.

Small- and Mid-Capitalization Companies. Investment in small and medium-sized companies involves greater risk than investment in larger, more established companies. Their common stock and other securities may trade less frequently and in limited volume. Accordingly, the prices of such securities are generally more sensitive to purchase and sale transactions and tend to be more volatile than the prices of securities of companies with larger market capitalizations. Because of this, if a Portfolio wishes to sell a large quantity of a small or medium-sized company's shares, it may have to sell at a lower price than it believes is reflective of the value of the shares, or it may have to sell in smaller quantities than desired and over a period of time. These companies

may face greater business risks because they lack the management depth or experience, financial resources, product diversification, or competitive strengths of larger companies, and they may be more adversely affected by poor economic conditions. There may be less publicly-available information about smaller companies than larger companies. Small company stocks, as a group, tend to go in and out of favor based on economic conditions and market sentiment, and during certain periods will perform poorly relative to other types of investments, including larger company stocks. Generally, the smaller the company size, the greater these risks become.

Greater China Risk. Investing in Greater China involves a higher degree of risk than other regions and economies. The economy, industries, and securities and currency markets of Greater China are particularly vulnerable to the region's dependence on exports and international trade and increasing competition from Asia's other low-cost emerging economies. The imposition of tariffs or other trade barriers by the U.S. or foreign governments on Mainland China exports and other restrictions on or barriers to investment in China may adversely impact Chinese issuers. Currency fluctuations, currency convertibility, interest rate fluctuations and higher rates of inflation as a result of internal social unrest or conflicts with other countries may have negative effects on the economies and securities markets of Greater China. The government of the People's Republic of China ("PRC") exercises significant control over the economy in Mainland China and may at any time alter or discontinue economic reforms. Investments in Greater China are subject to the risk of confiscatory taxation, nationalization or expropriation of assets, potentially frequent changes in the law, and imperfect information because companies in the China region may not be subject to the same disclosure, accounting, auditing and financial reporting standards and practices as U.S. companies. The occurrence of catastrophic events (such as hurricanes, earthquakes, pandemic disease, acts of terrorism and other catastrophes) in Greater China could also have a negative impact on a Portfolio.

Investing in certain China-related securities, such as Chinese A-shares listed and traded on the Shanghai Stock Exchange and the Shenzhen Stock Exchange through the Hong Kong—Shanghai Stock Connect and Hong Kong—Shenzhen Stock Connect programs, has certain associated risks including a lack of certainty regarding how PRC securities regulations and listing rules of the Shanghai and Shenzhen Stock Exchanges will be applied; underdeveloped concepts of beneficial ownership and associated rights (i.e., participation in corporate actions and shareholder meetings); limitations on the ability to pursue claims against the issuer; and untested PRC trading, clearance and settlement procedures. Companies in China may also create variable interest entities ("VIEs"), special purpose vehicles established offshore to obtain indirect financing due to Chinese regulations that restrict direct offshore investing. A Portfolio invested in a VIE may be exposed to certain associated risks, including that the PRC government outlaws the structure, with uncertain impact to existing investors in the VIE; that the contracts underlying the VIE structure may not be enforced by

Chinese courts; and that shareholders of the domestic Chinese company leverage the VIE structure to their benefit and to the detriment of the offshore investor.

Taiwan and Hong Kong do not exercise the same level of control over their economies as does the PRC with respect to Mainland China, but changes to their political and economic relationships with the PRC could adversely impact a Portfolio's investments in Taiwan and Hong Kong.

Participation Notes. Participation notes are issued by banks, or broker-dealers, or their affiliates and are designed to replicate the return of a particular underlying equity or debt security, currency, or market. When the participation note matures, the issuer of the participation note will pay to, or receive from, a Portfolio the difference between the nominal value of the underlying instrument at the time of purchase and that instrument's value at maturity. Participation notes involve the same risks associated with a direct investment in the underlying security, currency, or market that they seek to replicate. A Portfolio has no rights under participation notes against the issuer(s) of the underlying security(ies) and must rely on the creditworthiness of the issuer(s) of the participation notes. In general, the opportunity to sell participation notes to a third party will be limited or nonexistent.

Additional information regarding the risks and special considerations associated with derivatives appears in the Statement of Additional Information ("SAI"), which may be obtained by following the instructions at the back of this Prospectus.

NAV Risk. The net asset value of a Portfolio and the value of your investment will fluctuate.

Financials Sector Risk. To the extent a Portfolio invests in securities and other obligations of issuers in the financials sector, the Portfolio will be vulnerable to events affecting companies in the financials industry. Examples of risks affecting the financials sector include changes in governmental regulation, issues relating to the availability and cost of capital, changes in interest rates and/or monetary policy, and price competition. In addition, financials companies are often more highly leveraged than other companies, making them inherently riskier.

Investment Style Risk. Different investment styles (e.g., "growth" or "value") tend to shift in and out of favor depending upon market and economic conditions as well as investor sentiment. One style will underperform other styles over certain periods when that style is out of favor or does not respond as positively to market or other events. The Portfolios may outperform or underperform other funds that invest in similar asset classes but employ different investment styles. There may be market and economic conditions under which an investment philosophy emphasizing high business quality and earnings growth, as is applied to the Portfolios, will underperform other investment styles. At times, the market may place a greater emphasis on current dividends or to discount prospective returns on capital

investment for future growth, which would tend to favor a value style of investing.

Management Risk. A strategy used by Harding Loevner may fail to produce the intended results.

Debt Security Risk. Debt securities may lose value due to unfavorable fluctuations in the level of interest rates or due to a decline in the creditworthiness of the issuer. As interest rates rise, the value of debt securities generally declines. This risk is generally greater for debt securities with longer maturities than for debt securities with shorter maturities.

Credit Quality. The value of an individual security or particular type of security can be more volatile than the market as a whole and can behave differently from the value of the market as a whole. Lower-quality debt securities (those of less than investment-grade quality) and certain other types of securities involve greater risk of default or price changes due to changes in the credit quality of the issuer. The value of lower-quality debt securities and certain other types of securities can be more volatile due to increased sensitivity to adverse issuer, political, regulatory, market or economic developments, and such securities might be difficult to resell.

Counterparty (or Default) Risk. An issuer of fixed-income securities held by a Portfolio or a counterparty to a derivative transaction entered into by a Portfolio may default on its obligation to pay interest and repay principal. Generally, the lower the credit rating of a security, the greater the risk that the issuer of the security will default on its obligation. High-quality securities are generally believed to have relatively low degrees of credit risk. The Portfolios intend to enter into financial transactions only with counterparties that are creditworthy at the time of the transactions. There is always the risk that the analysis of creditworthiness is incorrect or may change due to market conditions. To the extent that a Portfolio focuses its transactions with a limited number of counterparties, it will be more susceptible to the risks associated with one or more counterparties.

Illiquid and Restricted Securities. Each Portfolio may invest up to 15% of the value of its net assets in illiquid securities. Illiquid securities are securities that may not be sold or disposed of in the ordinary course of business within seven days at approximately the value at which a Portfolio has valued the investments and include securities with legal or contractual restrictions on resale, time deposits, repurchase agreements having maturities longer than seven days and securities that do not have readily available market quotations. In addition, a Portfolio may invest in securities that are sold in private placement transactions between their issuers and their purchasers and that are neither listed on an exchange nor traded over-the-counter. These factors may have an adverse effect on the Portfolio's ability to dispose of particular securities and may limit a Portfolio's ability to obtain accurate market quotations for purposes of valuing securities and calculating net asset value and to

sell securities at fair value. If any privately placed securities held by a Portfolio are required to be registered under the securities laws of one or more jurisdictions before being resold, the Portfolio may be required to bear the expenses of registration.

High Yield/High Risk Securities. The Portfolios may invest in debt and convertible securities rated lower than Baa by Moody's, or BBB by S&P, or unrated securities of equivalent quality (commonly referred to as "junk bonds") as determined by Harding Loevner. Junk bonds typically involve greater risk and are less liquid than higher grade debt securities. The lower the ratings of such debt securities, the greater their risks render them like equity securities. None of the Portfolios may invest in securities rated, at the time of investment, C or below by Moody's, or D or below by S&P, or the equivalent as determined by Harding Loevner, which may be in default with respect to payment of principal or interest.

Derivatives and Hedging. The Portfolios may use derivative instruments, including without limitation, options, futures, participation notes, options on futures, forwards, swaps, structured securities, and derivatives relating to foreign currency transactions (collectively, "derivatives"), for hedging purposes and to increase overall return for the Portfolios. The use of derivatives involves special risks, including possible default by the other party to the transaction, illiquidity and, to the extent a Portfolio's orientation as to certain anticipated market movements is incorrect, the possibility that the use of derivatives could result in greater losses than if they had not been used.

Options and Futures. The Portfolios may purchase or sell options. The sale of put and call options could result in losses to a Portfolio, force the purchase or sale of portfolio securities at inopportune times or for prices higher or lower than current market values or cause the Portfolio to hold a security it might otherwise sell. The purchase of options involves costs associated with the option premium and, if the option is exercised, risks associated with the settlement and the creditworthiness of the party selling the option. The use of options and futures transactions entails certain special risks. In particular, the variable degree of correlation between price movements of futures contracts and price movements in the related portfolio position of a Portfolio could create the possibility that losses on the derivative will be greater than gains in the value of the Portfolio's position. The loss from investing in futures transactions that are unhedged or uncovered is potentially unlimited. In addition, futures and options markets could be illiquid in some circumstances and certain over-the-counter options could have no markets. A Portfolio might not be able to close out certain positions without incurring substantial losses. To the extent a Portfolio utilizes futures and options transactions for hedging, such transactions should tend to reduce the risk of loss due to a decline in the value of the hedged position and, at the same time, limit any potential gain to the Portfolio that might result from an increase in value of the position. Finally, the daily variation margin requirements for futures contracts create a greater ongoing potential

financial risk than would the purchase of options, in which case the exposure is limited to the cost of the initial premium and transaction costs.

DISCLOSURE OF PORTFOLIO HOLDINGS

A description of the Fund's policies and procedures regarding disclosure of each Portfolio's portfolio securities is available in the SAI. Portfolio holdings information as of each calendar quarter end is available to shareholders on the Fund's website. This information is available no sooner than five (5) business days after the applicable calendar quarter end. Certain other additional information about the Fund's Portfolios is available publicly on the website for AMG Funds, www.amgfunds.com.

MANAGEMENT OF THE FUND

INVESTMENT ADVISER

Harding Loevner serves as investment adviser to the Fund's Portfolios. Harding Loevner, established in 1989, is a registered investment adviser that provides global investment management for private investors and institutions. As of December 31, 2019, Harding Loevner managed approximately \$73 billion in assets. Harding Loevner is located at 400 Crossing Boulevard, Fourth Floor, Bridgewater, New Jersey 08807.

Subject to the direction and authority of the Board of Directors, Harding Loevner provides investment advisory services to each Portfolio pursuant to investment advisory agreements (the "Investment Advisory Agreements"). Under the Investment Advisory Agreements, Harding Loevner is responsible for providing investment research and advice, determining which portfolio securities shall be purchased or sold by each Portfolio, purchasing and selling securities on behalf of the Portfolios, and determining how voting and other rights with respect to the portfolio securities of the Portfolios are exercised in accordance with each Portfolio's investment objective, policies, and restrictions. Harding Loevner also provides office space, equipment, and personnel necessary to manage the Portfolios. Harding Loevner bears the expense of providing the above services to each Portfolio.

The aggregate annualized advisory fees paid by each Portfolio, excluding any applicable waivers or reimbursements, to Harding Loevner during the fiscal year ended October 31, 2019 as a percentage of each Portfolio's average daily net assets were:

Portfolio	Aggregate Advisory Fees
Global Equity	0.80%
International Equity	0.67%
Institutional Emerging Markets	1.11%
International Equity Research	0.70%

Harding Loevner may make payments from its own resources to parties that provide distribution, recordkeeping, shareholder communication, and other services under mutual fund supermarket and other programs. See also "Distribution of Fund Shares" below.

ADVISORY CONTRACT APPROVAL

A discussion of the basis for the Board of Directors' approval of the Investment Advisory Agreement for the Global Equity, Institutional Emerging Markets, International Equity and International Equity Research Portfolios is available in the Fund's annual report to shareholders for the period ended October 31, 2019.

PORTFOLIO MANAGEMENT

Peter Baughan, CFA has been a co-lead portfolio manager since 2003 and an analyst since 1997. As an analyst, he focuses on consumer discretionary and industrials companies. Mr. Baughan graduated from the University of North Carolina, Chapel Hill in 1983 and joined Harding Loevner in 1997. Mr. Baughan serves as a co-lead portfolio manager for the Global Equity Portfolio.

Pradipta Chakraborty has been a portfolio manager and an analyst since 2008. As an analyst, he focuses on frontier emerging market companies. Mr. Chakraborty graduated from BIRLA Institute of Technology & Science (Pilani, India) in 1994, received an MBA in Finance and Marketing from XLRI School of Management (Jamshedpur, India) in 1998, and received an MBA in Finance from University of Pennsylvania, the Wharton School, in 2008. He joined Harding Loevner in 2008. Mr. Chakraborty serves as a co-lead portfolio manager for the Frontier Emerging Markets Portfolio and as a portfolio manager for the Institutional Emerging Markets Portfolio and Emerging Markets Portfolio.

Scott Crawshaw has been a portfolio manager since 2014 and an analyst since 2015. As an analyst, he focuses on emerging markets companies. Mr. Crawshaw graduated from University of Bristol in 1995. From 2004 to 2014, Mr. Crawshaw was a senior portfolio manager and research analyst for Russell Investments. He joined Harding Loevner in 2014. Mr. Crawshaw serves as a portfolio manager for the Global Equity Portfolio, Institutional Emerging Markets Portfolio, and Emerging Markets Portfolio.

G. Rusty Johnson, CFA has been a portfolio manager since 1998, and an analyst since 1994. As an analyst, he focuses on emerging markets companies. He graduated from Washington and Lee University in 1986. He also studied at Fu Jen University in Taiwan and Chinese University in Hong Kong. Mr. Johnson joined Harding Loevner in 1994. Mr. Johnson serves as a portfolio manager for the Institutional Emerging Markets Portfolio and Emerging Markets Portfolio.

Jingyi Li has been a portfolio manager since 2019 and an analyst since 2010. As an analyst, he focuses on industrials, utilities, and Chinese companies. Mr. Li graduated from Shanghai Jiaotong University in 1998 and received an MBA from the Yale School of Management in 2005. He joined Harding Loevner in 2010. Mr. Li serves as a portfolio manager for the Global Equity Portfolio.

Bryan Lloyd, CFA has been a portfolio manager since 2014 and an analyst since 2011 when he joined Harding Loevner. As an analyst, he focuses on financials companies. Mr. Lloyd graduated from Lafayette College in 1996. Mr. Lloyd serves as a portfolio manager for the International Equity Portfolio.

Christopher Mack, CFA has been a portfolio manager since 2014 and an analyst since 2008. As an analyst, he

focuses on information technology companies. Mr. Mack graduated from Lafayette College in 2004 and joined Harding Loevner that same year. Mr. Mack serves as a portfolio manager for the Global Equity Portfolio.

Ferrill Roll, CFA has been a co-lead portfolio manager since 2001, an analyst since 1996, and the Co-Chief Investment Officer since 2016. As an analyst, he focuses on financials companies. Mr. Roll graduated from Stanford University in 1980 and joined Harding Loevner in 1996. Mr. Roll serves as a co-lead portfolio manager for the Global Equity Portfolio and International Equity Portfolio.

Richard Schmidt, CFA has been a portfolio manager and analyst since 2011. As an analyst, he focuses on consumer staples companies. Mr. Schmidt graduated from Georgetown University in 1986. He joined Harding Loevner in 2011. Mr. Schmidt serves as a portfolio manager for the Global Equity Portfolio, Institutional Emerging Markets Portfolio, and Emerging Markets Portfolio.

Craig Shaw, CFA has been a portfolio manager since 2006 and an analyst since 2001. As an analyst, he focuses on energy companies. Mr. Shaw graduated from Concordia College in 1986, and received an MIM in International Management from Thunderbird/Garvin School of International Management in 1989. He joined Harding Loevner in 2001. Mr. Shaw serves as a co-lead portfolio manager for the Institutional Emerging Markets Portfolio and Emerging Markets Portfolio.

Moon Surana, CFA has been a portfolio manager since 2015 and an analyst since 2009. As an analyst, she focuses on financials companies. Ms. Surana graduated from Manipal Institute of Technology in 2005 and received an MS in Financial Engineering from the University of Michigan in 2008. She joined Harding Loevner in 2009. Ms. Surana serves as a portfolio manager for the Global Equity Research Portfolio, International Equity Research Portfolio, and Emerging Markets Research Portfolio.

Patrick Todd, CFA has been a portfolio manager since 2017 and an analyst since 2012 when he joined Harding Loevner. As an analyst, he focuses on health care and real estate companies. Mr. Todd graduated from Harvard University in 2002 and received an MBA in Applied Value Investing from Columbia Business School in 2011. Mr. Todd serves as a portfolio manager for the International Equity Portfolio.

Andrew West, CFA has been a portfolio manager since 2014 and an analyst since 2006. From 2011 to 2019, he also served as Manager of Investment Research. As an analyst, he focuses on consumer discretionary and industrials companies. Mr. West graduated from the University of Central Florida in 1991 and received an MBA in Finance and International Business from New York University, Leonard N. Stern School of Business, in 2003. He joined Harding Loevner in 2006. Mr. West serves as a co-lead portfolio manager for the International Equity Portfolio and a portfolio manager

for the Global Equity Research Portfolio, International Equity Research Portfolio, and Emerging Markets Research Portfolio.

In providing services to the Fund, Harding Loevner may use portfolio management and research resources of a foreign (non-U.S.) affiliate that is not registered under the Investment Advisers Act of 1940, as amended, and may provide services to the Fund through a “participating affiliate” arrangement, as that term is used in relief granted by the staff of the Securities and Exchange Commission allowing U.S. registered investment advisers to use portfolio management or research resources of advisory affiliates subject to the regulatory supervision of the registered investment adviser.

Additional information regarding the portfolio managers’ compensation, their management of other funds and their ownership of the Fund can be found in the SAI.

PORTFOLIO EXPENSES

Each Portfolio pays for all of its expenses out of its own assets. Harding Loevner or other service providers may waive all or any portion of their fees and reimburse certain expenses to each Portfolio. Any fee waiver or expense reimbursement would increase the investment performance of each Portfolio for the period during which the waiver or reimbursement is in effect.

SHAREHOLDER INFORMATION

DETERMINATION OF NET ASSET VALUE

The “net asset value” per share (“NAV”) of the Portfolios is calculated as of the close of business (normally 4:00 p.m. New York Time) on days when the New York Stock Exchange is open for business, except when trading is restricted (a “Business Day”). Each Class or Portfolio determines its NAV per share by subtracting that Class or Portfolio’s liabilities (including accrued expenses and dividends payable) from the total value of the Portfolio’s investments or the portion of a Portfolio’s investments attributable to a Class and other assets and dividing the result by the total issued and outstanding shares of the Class or Portfolio. Because the Portfolios may invest in foreign securities that are primarily listed on foreign exchanges that may trade on weekends or other days when the Portfolios do not price their shares, the value of the Portfolios’ assets may be affected on days when shareholders will not be able to purchase or redeem the Portfolios’ shares.

Each Portfolio’s investments are valued based on market quotations, or if market quotations are not readily available or are deemed unreliable, the fair value of the Portfolio’s investments may be determined in good faith under procedures established by the Board of Directors as discussed below.

Fair Valuation. Since trading in many foreign securities is normally completed before the time at which a Portfolio calculates its NAV, the effect on the value of such securities held by a Portfolio of events that occur between the close of trading in the security and the time at which the Portfolio prices its securities would not be reflected in the Portfolio’s calculation of its NAV if foreign securities were generally valued at their closing prices.

To address this issue, the Board of Directors has approved the daily use of independently provided quantitative models that may adjust the closing prices of certain foreign equity securities based on information that becomes available after the foreign market closes, through the application of an adjustment factor to such securities’ closing prices. Adjustment factors may be greater than, less than, or equal to one. Thus, use of these quantitative models could cause the Portfolio’s NAV per share to differ significantly from that which would have been calculated using closing market prices. The use of these quantitative models is also intended to decrease the opportunities for persons to engage in “time zone arbitrage,” *i.e.*, trading intended to take advantage of stale closing prices in foreign markets that could affect the NAV of the Portfolios.

Additionally, any securities for which market quotations are not readily available, such as when a foreign market is closed, or for which available prices are deemed unreliable are priced by Harding Loevner at “fair value as determined in good faith” in accordance with procedures established by and under the general supervision of the Board of Directors.

PURCHASE AND REDEMPTION OF SHARES

Purchases. Institutional Class Z shares are not subject to any service or distribution fees. The Fund will not provide any distribution, shareholder or participant servicing, account maintenance, sub-accounting, sub-transfer agency, administrative, recordkeeping or reporting, transaction processing, support, or similar payments in connection with investments in, or conversions into, Institutional Class Z shares. In addition, it is not currently anticipated that Harding Loevner would make any “revenue sharing” payments in connection with investments in, or conversions into Institutional Class Z shares. Nevertheless, if Harding Loevner does make such a payment, it would come out of its legitimate profits and have no impact on the expenses borne by shareholders of the Class.

Institutional Class Z shares may be purchased by:

Employee benefit plans, which include:

- retirement plans such as employer-sponsored 401(k) and 403(b), 457, Keogh, profit sharing, money purchase, defined benefit/defined contribution, target benefit and Taft-Hartley plans;
- non-qualified deferred compensation plans; and
- post-employment benefit plans, including retiree health benefit plans.

Certain other types of plans, and institutional or other investors, may be eligible to purchase Institutional Class Z shares, subject to the minimum investment amount set forth below, including, but not limited to:

- 529 plans;
- endowments and foundations;
- states, counties or cities or their instrumentalities;
- insurance companies; and
- certain other institutional investors.

Except as specifically provided above and below, Institutional Class Z shares may not be purchased by:

- individual investors and/or retail accounts including accounts purchasing through fee-based programs or other wealth platforms;
- IRAs and Coverdells;
- SEPs, SIMPLEs and SARSEPs; and
- individual 401(k) and 403(b) plans.

The minimum initial investment in the Institutional Class Z is \$10 million. Additional purchases or redemptions may be of any amount. The Fund reserves the right to waive the minimum initial investment amount for any Portfolio.

The Fund has authorized one or more brokers to receive purchase orders on its behalf. Such brokers are

authorized to designate other intermediaries to accept purchase orders on the Fund's behalf. The Fund will be deemed to have received a purchase order when an authorized broker or, if applicable, a broker's authorized agent receives the order in proper form. Share purchase orders placed through an authorized broker or the broker's authorized designee will be priced at the NAV per share next determined after they are received in proper form by an authorized broker or the broker's authorized designee and accepted by the Fund. With respect to purchases of Portfolio shares through certain brokers: 1) a broker may charge transaction fees, brokerage commissions, or other different, or additional fees; 2) duplicate mailings of Fund material to shareholders who reside at the same address may be eliminated; and 3) the minimum initial investment through certain brokers may be less than a direct purchase with the Fund.

The offering of shares of a Portfolio is continuous and purchases of shares of a Portfolio may be made on any Business Day. The Fund offers shares of each Portfolio at a public offering price equal to the NAV per share next determined after receipt of a purchase order. Shares of the Emerging Markets Portfolio may not be available for purchase by all investors. Generally, shares will be available for purchase by new and existing shareholders, including investors who purchase shares directly from the Portfolio or through financial intermediaries, and by participants in retirement or employee benefit plans. However, the Fund reserves the right to: (1) limit an investor's ability to purchase shares through certain financial intermediaries; (2) limit the ability of financial intermediaries to acquire shares on behalf of their customers; and (3) prohibit any financial intermediary from increasing the allocation to the Emerging Markets Portfolio in model portfolios. In each case, the Fund will consider whether additional purchases are expected to negatively impact the Portfolio or its shareholders as a whole. If you are purchasing shares of the Emerging Markets Portfolio through a financial intermediary, please consult with an appropriate representative to confirm your eligibility to invest in the Portfolio.

The investment strategies used by Harding Loevner to manage the Funds have capacity limitations. In circumstances where the amount of total exposure to a strategy or investment type for a Fund is, in the opinion of Harding Loevner, capacity constrained, Harding Loevner, in consultation with the Board, reserves the right to close the Fund to new investors and/or impose restrictions on new investments in the Fund.

Investors may be required to demonstrate eligibility to buy shares of the Portfolio before an investment is accepted.

The Fund and Harding Loevner may make exceptions or otherwise modify this policy at any time. For questions about qualifying to purchase shares of the Portfolio, please call (877) 435-8105.

You may purchase shares of a Portfolio utilizing the following methods:

Wire Transfer: Purchases of shares may be made by wire transfer of Federal funds. Share purchase orders are effective on the date when the Transfer Agent receives a completed Account Application Form (and other required documents) and Federal funds become available to the Fund in the Fund's account with the Transfer Agent as set forth below. The shareholder's bank may impose a charge to execute the wire transfer. Please call the Transfer Agent at (877) 435-8105 for instructions and policies on purchasing shares by wire.

In order to purchase shares on a particular Business Day, a purchaser must call the Transfer Agent as soon as possible, but no later than by the close of business (normally 4:00 p.m. New York Time), to inform the Fund of the incoming wire transfer and clearly indicate the name of the Portfolio and which class of shares is to be purchased. If Federal funds are received by the Fund that same day, the order will be effective on that day. If the Fund receives trade instructions after the above-mentioned cut-off time, or if the Transfer Agent does not receive Federal funds, such purchase order shall be executed as of the date that Federal funds are received. Portfolio shares are normally issued upon receipt of payment by cash, check, or wire transfer.

Check: A check used to purchase shares in a Portfolio must be payable to the Portfolio in which you wish to purchase shares, and must be drawn against funds on deposit at a U.S. bank. For a new account, the order must include a completed Account Application Form (and other required documents, if any). For an existing account, the order should include the account number from your statement. In all cases, the purchase price is based on the NAV per share next determined after the purchase order and check are received and deposited in good order. The Fund or the Transfer Agent reserves the right to reject any check. All checks for share purchases should be sent to the Fund's Transfer Agent at:

Regular Mail:
Harding, Loevner Funds, Inc.
c/o The Northern Trust Company
P.O. Box 4766
Chicago, Illinois 60680-4766

Overnight Delivery:
The Northern Trust Company
Attn: Harding, Loevner Funds, Inc.
333 South Wabash Avenue
Attn: Funds Center, Floor 38
Chicago, Illinois 60604

The Fund reserves the right in its sole discretion: (i) to suspend or modify the offering of a Portfolio's shares; (ii) to reject purchase orders; and (iii) to modify or eliminate the minimum initial investment in Portfolio shares. Purchase orders may be refused if, for example, they are of a size that could disrupt management of a Portfolio.

Please note that in compliance with the USA Patriot Act of 2001, the Fund's Transfer Agent will verify certain information on your account application as part of the Fund's anti-money laundering compliance program. If you do not supply the necessary information, the Fund's Transfer Agent may not be able to open your account. Additionally, if the Fund's Transfer Agent is unable to verify your identity or that of another person authorized to act on your behalf, or if it believes it has identified potentially criminal activity, the Fund reserves the right to close your account or take any other action it deems reasonable or required by law.

Redemptions. Upon the request of a shareholder, the Fund will redeem all or any part of the shares held through the account. The redemption price is the NAV per share next determined after receipt by the Transfer Agent of proper notice of redemption as described below. If the Transfer Agent receives such notice by the close of business (normally 4:00 p.m. New York Time) on any Business Day, the redemption will be effective on the date of receipt.

Payment of redemption proceeds made by check or wire will normally be made within one to three Business Days following receipt of the redemption request, or at other times in accordance with the requirements of your intermediary.

For Shares held directly with the Fund, payment of redemption proceeds by wire will normally be made on the next Business Day following receipt of the redemption order. For payment by check, the Portfolios typically expect to mail the check on the next Business Day following receipt of the redemption order.

For Shares held through financial intermediaries, the length of time that the Portfolios typically expect to pay redemption proceeds depends on the method of payment and the agreement between the financial intermediary and the Portfolio. For redemption proceeds that are paid directly to you by a Portfolio, the Portfolio typically expects to make payments by wire or by mailing a check on the next Business Day following the Portfolio's receipt of a redemption order from the financial intermediary. For payments that are made to your financial intermediary for transmittal to you, the Portfolios expect to pay redemption proceeds to the financial intermediary within one to three Business Days following the Portfolio's receipt of the redemption order from the financial intermediary.

Payment of redemption proceeds may take longer than the time a Portfolio typically expects and may take up to seven days, as permitted by the 1940 Act.

For redemption orders that settle on federal bank holidays, your redemption proceeds will be sent on the next Business Day following the holiday.

If you are redeeming shares recently purchased by check or electronic transaction, your redemption may not be paid until your check or electronic transaction has cleared. This may delay your payment for up to 10 days.

If the notice is received on a day that is not a Business Day or after the above-mentioned cut-off time, the redemption notice will be deemed received as of the next Business Day.

The Fund has authorized one or more brokers to receive redemption orders on its behalf. Such brokers are authorized to designate other intermediaries to receive redemption orders on the Fund's behalf. The Fund will be deemed to have received a redemption order when an authorized broker or, if applicable, a broker's authorized agent receives the order in proper form. Share redemption orders placed through an authorized broker or the broker's authorized designee will be priced at the Portfolio's NAV per share next determined after they are received in good order by an authorized broker or the broker's authorized designee.

The Fund imposes no charge to redeem shares; however, a shareholder's or broker's bank may impose its own wire transfer fee for receipt of a wire. Redemptions may be executed in any amount requested by the shareholder up to the amount the shareholder has invested in the Portfolio. When a shareholder's account balance falls below \$10 million following a redemption, such shareholders will be notified that the minimum account balance is not being maintained and will be allowed 60 days to make additional investments before the account is closed. If such shareholder does not make additional investments, then the Portfolio may close the account or convert the shares in the account to another share class (See "Share Class Conversions" below).

To redeem shares, a shareholder or any authorized agent (so designated on the Account Application Form) must provide the Transfer Agent with the dollar or share amount to be redeemed, the account to which the redemption proceeds should be wired (which account shall have been previously designated by the shareholder on its Account Application Form), the name of the shareholder, and the shareholder's account number. Shares that are redeemed prior to the record date of a distribution do not receive dividends.

Certain requests or changes must be made in writing to the Transfer Agent and must include a signature guaranteed by a national bank that is a member of the Medallion Signature Program, using the specific Medallion "Guaranteed" stamp. Notarized signatures are not sufficient. Further documentation may be required when the Transfer Agent deems it appropriate. Requests or changes must include a Signature Guarantee if a shareholder:

- wishes to change its authorized agent;
- wishes to redeem shares within 10 Business Days of changing the account address of record;
- wishes to change the account designated to receive redemption proceeds; or
- requests that a check be mailed to a different address than the record address.

A shareholder may request redemption by calling the Transfer Agent (toll-free) at (877) 435-8105. Telephone

redemption privileges are made available to shareholders of the Fund on the Account Application Form. The Fund or the Transfer Agent employ reasonable procedures designed to confirm that instructions communicated by telephone are genuine. The Fund or the Transfer Agent may require personal identification codes and will only wire funds according to pre-existing bank account instructions. No bank account instruction changes will be accepted via telephone.

Generally, all redemptions will be for cash. Periodically, the Portfolios may satisfy redemption requests by accessing a line of credit or overdraft facility. On a less regular basis, under stressed market conditions, as well as for other temporary or emergency purposes, the Portfolios may satisfy redemption requests by distributing redemption proceeds in-kind (instead of cash) or by borrowing through other sources. While the Portfolios do not generally use redemptions in-kind, the Fund reserves the right to redeem from any Portfolio in-kind to manage the impact of large redemptions on the Portfolios. Redemption in-kind proceeds will typically be made by delivering a pro-rata amount of a Portfolio's holdings that are readily marketable securities to the redeeming shareholder within seven days after the Portfolio's receipt of the redemption order.

Redemption proceeds will only be paid to the shareholder of record, to a financial intermediary holding an account in the name of the shareholder of record, or to a court-appointed guardian or executor of the shareholder of record.

Restrictions on Frequent Trading. Frequent purchases and sales of a Portfolio's shares can harm shareholders in various ways, including reducing the returns to long-term shareholders by increasing costs (such as brokerage commissions) to the Portfolio and by disrupting portfolio management strategies. Accordingly, the Board of Directors has adopted policies and procedures to discourage frequent trading of Portfolio shares. The Fund uses fair value pricing of securities to discourage frequent trading and eliminate the opportunity for time zone arbitrage. While the Fund is committed to preventing market timing and disruptive frequent trading in the Portfolios, there is no guarantee that the Fund or its agents will be able to detect all instances of time zone arbitrage and frequent trading.

Omnibus accounts are maintained by intermediaries acting on behalf of multiple shareholders. Since individual trades in omnibus accounts are not ordinarily disclosed to the Fund, the Fund may be unable to detect or deter frequent trading by participants in such omnibus accounts.

Exchange Privilege. Subject to the approval of the Fund, Institutional Class Z shares of a Portfolio may be exchanged for Institutional Class Z shares of another Portfolio or another share class (none of which is offered in this Prospectus) of another Portfolio based on the respective NAV of the shares involved in the exchange, assuming that the shareholder wishing to exchange shares resides in a state where the desired shares are

qualified for sale. An exchange order is treated for tax purposes the same as a redemption (on which a taxable gain or loss may be realized) followed by a purchase and may be subject to federal income tax. Investors who wish to make exchanges should telephone the Transfer Agent (toll-free) at (877) 435-8105.

In addition, a shareholder holding shares of a Portfolio through fee-based (advisory) programs of certain intermediaries may decide to transfer such shares to a brokerage (non-advisory) account of such intermediaries. The shareholder may have these shares exchanged by their intermediary to a different class of shares of the same Portfolio as a result of the transfer of the shares to a brokerage account with the intermediary. Such exchanges will be effected on the basis of the relative NAV of the two share classes, without the imposition of any fees or other charges by the relevant Portfolio. The fees and expenses of the new class may be higher than those of the previously held class. It is expected that the intermediary will treat the exchange as a non-taxable event. Shareholders should carefully review information in the applicable Prospectus regarding share class features, including exchanges, or contact their intermediary for more information. The relevant share class may be described in a separate Prospectus for each Portfolio.

Share Class Conversions. If a shareholder's account balance falls below the minimum initial investment amount of Institutional Class Z shares in which such shareholder is invested, the relevant Portfolio may convert the shareholder's Institutional Class Z shares to another class of shares of the same Portfolio, at which time the shareholder's account will be subject to the requirements of such share class. This may include incurring distribution (12b-1) fees for Investor Class shares or shareholder serving fees for the Investor Class or Advisor Class and Institutional Class shares. These fees are described in more detail in the relevant prospectus for each Portfolio.

Such shareholder will be notified and will be allowed 60 days to make additional investments before any conversion occurs. Any such conversion will occur at the relative NAV of the two share classes, without the imposition of any fees or other charges if the accounts are held directly with the Fund. Where a retirement plan or other financial intermediary holds Institutional Class Z shares on behalf of its participants or clients, shares held by such participants or clients will be converted to another class of shares as described above when a participant or client rolls over its accounts with the retirement plan or financial intermediary into an individual retirement account. A conversion between share classes of the same Portfolio is generally not a taxable event.

DIVIDENDS

The Institutional Class Z shares of the Portfolios will declare a dividend from its net investment income and distributions from its realized net short-term and net long-term capital gains, if any, at least annually, and

(unless a shareholder has elected to receive cash) pay such dividends and distributions by automatically reinvesting in additional shares of the Portfolio at the NAV per share on the ex-date of the dividends or distributions.

TAX CONSIDERATIONS

The following discussion is for general information only. An investor should consult with his or her own tax adviser as to the tax consequences of an investment in a Portfolio, including the status of distributions from each Portfolio under applicable state or local law.

Federal Income Taxes. Each Portfolio intends to distribute all of its taxable income by automatically reinvesting dividends in additional shares of the same Class or Portfolio and distributing those shares to its shareholders, unless a shareholder elects on the Account Application Form to receive cash payments for such distributions. Shareholders receiving distributions from a Portfolio in the form of additional shares will be treated for federal income tax purposes as receiving a distribution of the amount of cash that they would have received had they elected to receive the distribution in cash.

Dividends paid by a Portfolio from its investment company taxable income (including interest and net short-term capital gains) will be taxable to a U.S. shareholder as ordinary income, whether received in cash or in additional shares. Distributions of net capital gains (the excess of net long-term capital gains over net short-term capital losses) are generally taxable to shareholders at the applicable capital gains rates, regardless of how long they have held their shares. If a portion of a Portfolio's income consists of qualifying dividends paid by corporations, a portion of the dividends paid by the Portfolio may be eligible for either the corporate dividends-received deduction or the lower individual tax rate on qualified dividends if both the Portfolio and shareholder satisfy applicable holding period requirements. The maximum individual rate applicable to "qualified dividend income" and long-term capital gains is currently generally either 15% or 20%, depending on whether the individual's income exceeds certain threshold amounts. An additional 3.8% Medicare tax is imposed on certain net investment income (including ordinary dividends and capital gain distributions received from the Portfolio and net gains from redemptions or other taxable dispositions of Portfolio shares) of U.S. individuals, estates, and trusts to the extent that such person's "modified adjusted gross income" (in the case of an individual) or "adjusted gross income" (in the case of an estate or trust) exceeds certain threshold amounts.

The sale or exchange of Portfolio shares is a taxable transaction for federal income tax purposes. Each shareholder will generally recognize a gain or loss on such transactions equal to the difference, if any, between the amount of the net sales proceeds and the shareholder's tax basis in the Portfolio shares. Such gain or loss will be capital gain or loss if the shareholder held

its Portfolio shares as a capital asset. Any capital gain or loss will generally be treated either as long-term capital gain or loss if the shareholder held the Portfolio shares for more than one year at the time of the sale or exchange, or otherwise as short-term capital gain or loss.

If a shareholder buys shares of a Portfolio before a distribution, the shareholder will be subject to tax on the entire amount of the taxable distribution received. Distributions are taxable to shareholders even if they are paid from income or gain earned by the Portfolio before their investment (and thus were included in the price they paid for their Portfolio shares).

The Portfolios (or their administrative agents) are required to report to the Internal Revenue Service and furnish to shareholders the cost basis information for sale transactions of shares purchased on or after January 1, 2012. Shareholders may elect to have one of several cost basis methods applied to their account when calculating the cost basis of shares sold, including average cost, first-in, first-out or some other specific identification method. Unless you instruct otherwise, the Portfolios will use average cost as their default cost basis method, and will treat sales as first coming from shares purchased prior to January 1, 2012. If average cost is used for the first sale of shares covered by these new rules, the shareholder may only use an alternative cost method for shares purchased prospectively. Shareholders should consult with their tax advisors to determine the best cost basis method for their tax situation. Shareholders that hold their shares through a financial intermediary should contact such financial intermediary with respect to reporting of cost basis and available elections for their accounts.

A distribution will be treated as paid on December 31 of the current calendar year if it is declared by a Portfolio in October, November or December with a record date in any such month and paid by the Portfolio during January of the following calendar year. Such distributions will be taxable to shareholders in the calendar year in which the distributions are declared, rather than the calendar year in which the distributions are received. The Fund will inform shareholders of the amount and tax status of all amounts treated as distributed to them after the close of each calendar year.

If more than 50% of the value of a Portfolio's total assets at the close of any taxable year consists of securities of foreign corporations, the Portfolio will be eligible to file an election with the Internal Revenue Service that would generally enable its shareholders to benefit from any foreign tax credit or deduction available for any foreign taxes the Portfolio pays. Pursuant to this election, a shareholder will be required to include in gross income (in addition to dividends actually received) its pro rata share of the foreign taxes paid by a Portfolio, and may be entitled either to deduct its pro rata share of the foreign taxes in computing its taxable income or to use the amount as a foreign tax credit against its U.S. federal income tax liability (subject to certain holding period and other requirements). The consequences of such an election are discussed in more detail in the SAI.

The Portfolios may be required to withhold U.S. federal income tax at the applicable rate on all distributions payable to shareholders if they fail to provide the Portfolios with their correct taxpayer identification number or to make required certifications, or if they have been notified by the IRS that they are subject to backup withholding. Backup withholding is not an additional tax. Any amounts withheld may be credited against U.S. federal income tax liability.

Foreign shareholders may be subject to different U.S. federal income tax treatment, including withholding tax at the rate of 30% on amounts treated as ordinary dividends from the Portfolios, as discussed in more detail in the SAI.

State and Local Taxes. A Portfolio may be subject to state, local or foreign taxation in any jurisdiction in which the Portfolio may be deemed to be doing business.

Portfolio distributions may be subject to state and local taxes. Shareholders should consult their own tax advisers regarding the particular tax consequences of an investment in a Portfolio. The foregoing discussion is only a brief summary of the important federal tax considerations generally affecting the Fund and its shareholders. No attempt is made to present a detailed explanation of the federal, state, or local income tax treatment of the Fund or its shareholders, and this discussion is not intended as a substitute for careful tax planning. Accordingly, potential investors should consult their tax advisers with specific reference to their own tax situation.

SHAREHOLDER COMMUNICATIONS

Inquiries concerning the Fund may be made by writing to Harding, Loevner Funds, Inc., c/o The Northern Trust Company, Attn: Funds Center, Floor 38, 333 South Wabash Avenue, Chicago, Illinois 60604 or by calling the Fund (toll-free) at (877) 435-8105.

When the Fund sends financial reports, prospectuses, and other regulatory materials to shareholders, we attempt to reduce the volume of mail you receive by sending one copy of these documents to two or more account holders who share the same address. This will continue indefinitely, unless you notify us otherwise. Should you wish to receive individual copies of materials, please call the Transfer Agent at (877) 435-8105. Once we have received your instructions, you will begin receiving individual copies for each account at the same address within 30 days.

DISTRIBUTION OF FUND SHARES

Shares of the Fund are distributed by Quasar Distributors, LLC (“Quasar”) pursuant to a distribution agreement (the “Distribution Agreement”) between Harding Loevner, the Fund, and Quasar, under which Quasar serves as the exclusive distributor of the Fund.

The Fund has agreements with various financial intermediaries under which customers of these intermediaries may purchase and hold shares of the Portfolios. These intermediaries assess fees in consideration for providing certain account maintenance, record keeping, and transactional services.

Institutional Class Z shares are not subject to any service or distribution fees. The Fund will not provide any distribution, shareholder or participant servicing, account maintenance, sub-accounting, sub-transfer agency, administrative, recordkeeping or reporting, transaction processing, support or similar payments in connection with investments in, or conversions into, Institutional Class Z shares. In addition, it is not currently anticipated that Harding Loevner would make any “revenue sharing” payments in connection with investments in, or conversions into Institutional Class Z shares. Nevertheless, if Harding Loevner does make such a payment, it would come out of its legitimate profits and have no impact on the expenses borne by shareholders of the Class.

FINANCIAL HIGHLIGHTS

The financial highlights table is intended to help you understand the financial performance of each Institutional Class Z shares of each Portfolio since its inception. Certain information reflects financial results for a single share of a Class. The total returns in the table represent the rate that an investor would have earned or lost on an investment in a Class or Portfolio (assuming reinvestment of all dividends and distributions). This information has been derived from the Fund's financial statements, which have been audited by KPMG LLP, an

independent registered public accounting firm, whose report, along with the Fund's financial statements, is included in the annual report, which is incorporated by reference in this Prospectus and the SAI. Information on how to obtain the semi-annual and audited annual reports for the Fund is found on the back cover of this Prospectus. Because Institutional Class Z shares of the International Equity Research Portfolio had not commenced operations as of the fiscal year ended October 31, 2019, financial highlights are not included.

GLOBAL EQUITY PORTFOLIO – INSTITUTIONAL CLASS Z

	For the Year Ended Oct. 31, 2019	For the Year Ended Oct. 31, 2018	For the Year Ended Oct. 31, 2017 ⁽²⁾⁽³⁾
Net asset value, beginning of year	\$ 35.67	\$ 40.84	\$ 39.33
Increase (Decrease) in Net Assets from Operations:			
Net investment income (loss) ⁽¹⁾	0.11	0.17	(0.01)
Net realized and unrealized gain (loss) on investments and foreign currency-related transactions	3.44	(0.15)	1.52
Net increase (decrease) from investment operations	3.55	0.02	1.51
Distributions to Shareholders from:			
Net investment income	(0.14)	(0.17)	—
Net realized gain from investments	(3.72)	(5.02)	—
Total distributions	(3.86)	(5.19)	—
Net asset value, end of year	\$ 35.36	\$ 35.67	\$ 40.84
Total Return	11.89%	(0.26)%	3.80% ^(A)
Ratios/Supplemental Data:			
Net assets, end of year (000's)	\$229,355	\$140,359	\$ 46,493
Expenses to average net assets	0.88%	0.91%	1.21% ^(B)
Expenses to average net assets (net of fees waived/reimbursed)	0.88%	0.90%	0.90% ^(B)
Net investment income to average net assets	0.32%	0.43%	(0.05)% ^(B)
Portfolio turnover rate	39%	42%	33% ^(A)

⁽¹⁾ Net investment income per share was calculated using the average shares outstanding method.

⁽²⁾ For the period from August 1, 2017 (commencement of class operations) through October 31, 2017.

⁽³⁾ All per share amounts and net asset values have been adjusted as a result of the reverse share split effected after the close of business on December 1, 2017.

^(A) Not Annualized.

^(B) Annualized.

**INTERNATIONAL EQUITY PORTFOLIO –
INSTITUTIONAL CLASS Z**

	For the Year Ended Oct. 31, 2019	For the Year Ended Oct. 31, 2018	For the Year Ended Oct. 31, 2017⁽²⁾⁽³⁾
Net asset value, beginning of year	\$ 20.75	\$ 22.64	\$ 21.35
Increase (Decrease) in Net Assets from Operations:			
Net investment income (loss) ⁽¹⁾	0.30	0.40	0.02
Net realized and unrealized gain (loss) on investments and foreign currency-related transactions	1.98	(1.90)	1.27
Net increase (decrease) from investment operations	2.28	(1.50)	1.29
Distributions to Shareholders from:			
Net investment income	(0.31)	(0.21)	—
Net realized gain from investments	—	(0.18)	—
Total distributions	(0.31)	(0.39)	—
Net asset value, end of year	\$ 22.72	\$ 20.75	\$ 22.64
Total Return	11.29%	(6.79)%	6.00%^(A)
Ratios/Supplemental Data:			
Net assets, end of year (000's)	\$1,938,763	\$1,342,804	\$166,923
Expenses to average net assets	0.75%	0.74%	0.99% ^(B)
Expenses to average net assets (net of fees waived/reimbursed)	0.75%	0.74%	0.80% ^(B)
Net investment income to average net assets	1.42%	1.77%	0.33% ^(B)
Portfolio turnover rate	30%	10%	12% ^(A)

⁽¹⁾ Net investment income per share was calculated using the average shares outstanding method.

⁽²⁾ All per share amounts and net asset values have been adjusted as a result of the reverse share split effected after the close of business on December 1, 2017.

⁽³⁾ For the period from July 17, 2017 (commencement of class operations) through October 31, 2017.

^(A) Not Annualized.

^(B) Annualized.

**INSTITUTIONAL EMERGING
MARKETS PORTFOLIO – INSTITUTIONAL CLASS Z
(FORMERLY CLASS II)**

	For the Year Ended Oct. 31, 2019	For the Year Ended Oct. 31, 2018	For the Year Ended Oct. 31, 2017 ⁽²⁾	For the Year Ended Oct. 31, 2016 ⁽²⁾	For the Year Ended Oct. 31, 2015 ⁽²⁾
Net asset value, beginning of year	\$ 18.45	\$ 21.94	\$ 17.71	\$ 16.14	\$ 18.81
Increase (Decrease) in Net Assets from Operations:					
Net investment income (loss) ⁽¹⁾	0.27	0.22	0.22	0.16	0.16
Net realized and unrealized gain (loss) on investments and foreign currency-related transactions	2.76	(3.52)	4.21	1.59	(2.60)
Net increase (decrease) from investment operations	3.03	(3.30)	4.43	1.75	(2.44)
Distributions to Shareholders from:					
Net investment income	(0.20)	(0.19)	(0.20)	(0.18)	(0.23)
Net realized gain from investments	—	—	—	—	—
Total distributions	(0.20)	(0.19)	(0.20)	(0.18)	(0.23)
Net asset value, end of year	\$ 21.28	\$ 18.45	\$ 21.94	\$ 17.71	\$ 16.14
Total Return	16.61%	(15.21)%	25.43%	11.06%	(13.06)%
Ratios/Supplemental Data:					
Net assets, end of year (000's)	\$557,924	\$ 391,583	\$458,288	\$381,031	\$ 241,425
Expenses to average net assets	1.19%	1.20%	1.23%	1.24%	1.27%
Expenses to average net assets (net of fees waived/reimbursed)	1.11%	1.11%	1.12%	1.13%	1.14%
Net investment income to average net assets ...	1.34%	1.00%	1.12%	0.96%	0.96%
Portfolio turnover rate	17%	24%	17%	20%	23%

⁽¹⁾ Net investment income per share was calculated using the average shares outstanding method.

⁽²⁾ All per share amounts and net asset values have been adjusted as a result of the reverse share split effected after the close of business on December 1, 2017.

HARDING, LOEVNER FUNDS, INC. (THE “FUND”)

PRIVACY NOTICE

The Fund collects nonpublic personal information about you from the following sources:

- Information, such as your name, address, social security number, assets, and income, submitted by you on applications, forms, or in other written or verbal customer communications. This information may also be provided by a consultant or intermediary acting on your behalf.
- Information that results from any transaction performed by us for you.

The Fund will not disclose any nonpublic personal information about you or its former customers to anyone except as permitted or required by law.

If you decide to close your account(s) or become an inactive customer, the Fund will adhere to the privacy policies and practices as described in this notice.

The Fund restricts access to your personal and account information to only those employees who need to know that information to provide products or services to you. The Fund maintains physical, administrative and technical safeguards to protect your nonpublic personal information.

[This page is not part of the Prospectus]

Availability of Additional Information About the Fund

The SAI, dated February 28, 2020, as may be supplemented thereafter, containing additional information about the Fund and each Portfolio, has been filed with the Securities and Exchange Commission (the "Commission") and is incorporated by reference into this Prospectus. Additional information about each Portfolio's investments is available in the Fund's annual and semi-annual reports to shareholders. In the Fund's annual report, you will find a discussion of the market conditions and investment strategies that significantly affected each Portfolio's performance during its last fiscal year.

To order free copies of the Fund's annual or semi-annual report or its SAI, to request other information about the Fund and to make general shareholder inquiries, call (toll free) 1(877)435-8105, or write to the following address:

Harding, Loevner Funds, Inc.
c/o The Northern Trust Company
P.O. Box 4766
Chicago, Illinois 60680-4766

The SAI and the Fund's annual and semi-annual reports are also available free of charge on Harding Loevner's website at hardingloevnerfunds.com.

Reports and other information about the Fund are also available on the EDGAR database on the Commission's Internet site at SEC.gov or by electronic request at the following e-mail address: publicinfo@sec.gov. A duplication fee will be applied to written requests and needs to be paid at the time your request is submitted.

Investment Company Act
file number 811-07739

Harding, Loevner Funds, Inc.
c/o Northern Trust
Attn: Funds Center, Floor 38
333 South Wabash Avenue
Chicago, IL 60604

(877) 435-8105
www.hardingloevnerfunds.com

