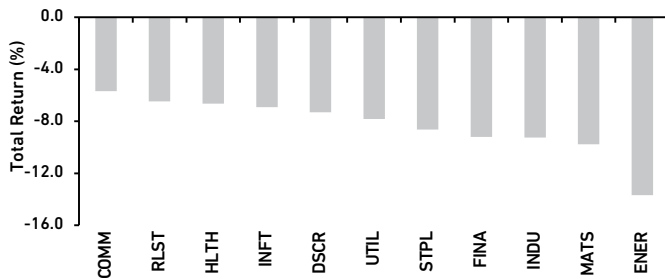


The COVID-19 epidemic that originated in China has spread rapidly around the globe, dashing hopes that the outbreak would be contained and short-lived. Stock markets that had been largely resilient fell sharply in the last week of February as infection spread to over 60 countries. China's drastic containment efforts clobbered production and consumption within the country and have disrupted supply chains worldwide. With the global spread of the virus and related containment efforts, similar shutdown scenarios may play out elsewhere, increasing the likelihood of a global recession.

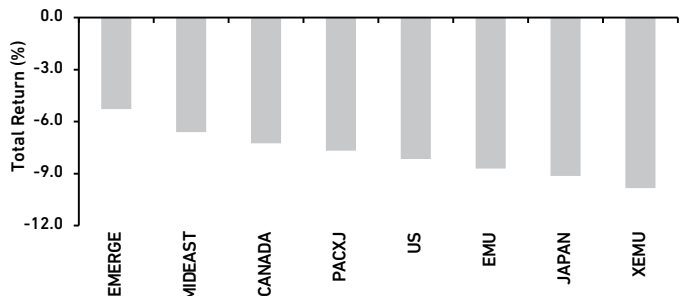
We have not materially changed the geographic or sectoral structure of our portfolio in response to the outbreak. Nor have we adjusted our process: as always, our analysts are evaluating the potential impact of the situation on our individual companies. Our holdings are diverse and will not be uniformly affected. For example, Chinese online travel agency platform **Trip.com Group's** near-term revenues have been hurt by numerous trip cancellations. Costs have gone up, too, as the company has been paying employees overtime to assist customers and covering cancellation fees from those hotels and airlines that refused to provide waivers. A counter example is **Sysmex**, a Japanese manufacturer of blood-testing equipment and reagents. China accounts for approximately 25% of the company's sales. Despite a recent slowdown in routine lab testing in China due to COVID-19, we expect the outbreak will lead to increased demand for some of the company's products in China and beyond.

PERFORMANCE (% TOTAL RETURN) FOR THE PERIODS ENDED FEBRUARY 29, 2020¹

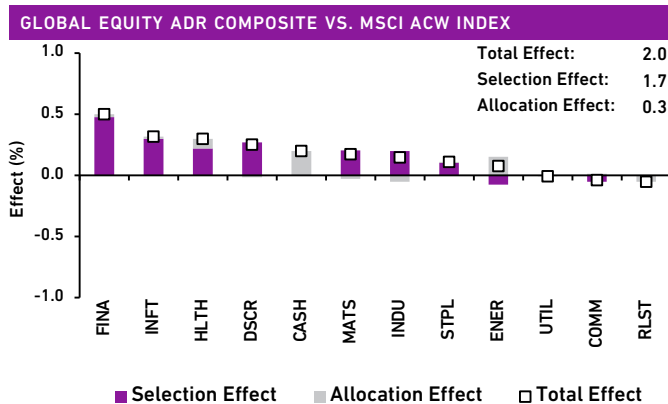
	1 MONTH	YTD	1 YEAR	3 YEARS ²	5 YEARS ²	10 YEARS ²	SINCE INCEPTION ^{2,3}
HL GLOBAL EQUITY ADR (GROSS OF FEES)	-6.07	-6.89	6.29	10.03	8.54	9.69	9.27
HL GLOBAL EQUITY ADR (NET OF FEES)	-6.07	-7.12	5.40	9.11	7.66	8.81	8.37
MSCI ALL COUNTRY WORLD INDEX ^{4,5}	-8.04	-9.03	4.45	7.53	6.11	8.67	6.93
MSCI WORLD INDEX ^{5,6}	-8.41	-8.94	5.23	7.83	6.48	9.35	7.01

BENCHMARK PERFORMANCE BY SECTOR – FEBRUARY


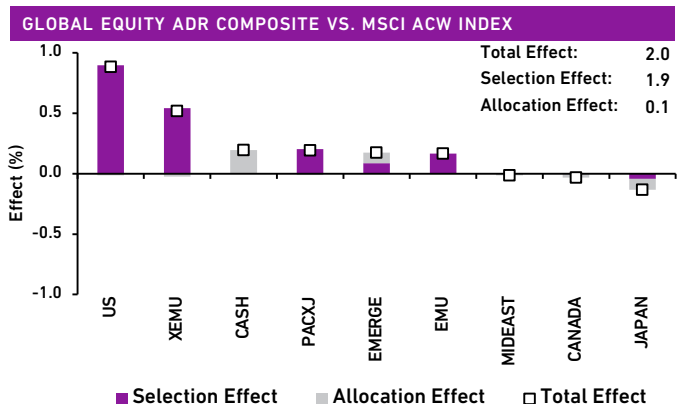
- Communications Services stocks were relatively resilient this month. Online media consumption is expected to grow as people stay home to avoid infection.
- Energy stocks fell alongside the oil price, which dropped 11%. China's efforts to contain the virus outbreak slowed the country's economy and reduced its demand for oil and other commodities.

BENCHMARK PERFORMANCE BY GEOGRAPHY – FEBRUARY


- In Europe, markets inside and outside the eurozone fell as the UK and EU prepared for post-Brexit trade negotiations.
- In Emerging Markets (EMs), the MSCI China Index rose 1% as the number of newly confirmed COVID-19 cases fell in the country.

PERFORMANCE ATTRIBUTION BY SECTOR – FEBRUARY


- In Health Care, US pharmaceutical companies **Regeneron** and **Vertex Pharmaceuticals** contributed to our relative performance. Regeneron is working on a COVID-19 vaccine.
- Our Communications Services stocks detracted modestly. Shares of **Disney** fell after longtime CEO Robert Iger stepped down unexpectedly.

PERFORMANCE ATTRIBUTION BY GEOGRAPHY – FEBRUARY


- Our good relative performance in the US was led by Vertex. Graphics chip designer **NVIDIA** also contributed after it reported better-than-expected earnings and guidance.
- Stock selection was weak in Japan, in part due to declines in the shares of Sysmex. The company said fewer people in China are visiting hospitals for routine tests due to COVID-19.

Please read the disclosures on the last page, which are an integral part of this presentation.

SECTOR EXPOSURE (%) AT FEBRUARY 29, 2020

SECTOR	HL GLOBAL ADR	MSCI ACWI	(UNDER) / OVER THE BENCHMARK
HEALTH CARE	18.2	11.9	6.3
CASH	2.7	—	2.7
INFO TECHNOLOGY	20.6	18.0	2.6
INDUSTRIALS	12.1	10.1	2.0
MATERIALS	5.8	4.5	1.3
COMM SERVICES	9.8	9.1	0.7
CONS DISCRETIONARY	9.8	10.9	-1.1
CONS STAPLES	5.6	8.1	-2.5
FINANCIALS	13.6	16.1	-2.5
ENERGY	1.8	4.5	-2.7
REAL ESTATE	0.0	3.3	-3.3
UTILITIES	0.0	3.5	-3.5

GEOGRAPHIC EXPOSURE (%) AT FEBRUARY 29, 2020

REGION	HL GLOBAL ADR	MSCI ACWI	(UNDER) / OVER THE BENCHMARK
EMERGING MARKETS	15.3	12.3	3.0
CASH	2.7	—	2.7
EUROPE EX-EMU	9.8	8.8	1.0
FRONTIER MARKETS ⁷	0.0	—	0.0
US	55.9	56.0	-0.1
MIDDLE EAST	0.0	0.2	-0.2
PACIFIC EX-JAPAN	2.8	3.4	-0.6
EUROPE EMU	7.8	9.2	-1.4
JAPAN	5.7	7.1	-1.4
CANADA	0.0	3.0	-3.0

ENDNOTES

(1) The February 2020 Composite performance shown is preliminary (2) Annualized returns (3) Inception date: November 30, 1989 corresponds to that of the linked Global Equity Composite (4) The Benchmark Index (5) Gross of withholding taxes (6) Supplemental Index (7) Includes countries with less-developed markets outside the Index.

SOURCES

Benchmark Performance: FactSet; MSCI Inc. and S&P.

Sector/Geographic Attribution: FactSet; Harding Loevner Global Equity ADR Composite; MSCI Inc. and S&P.

Sector/Geographic Exposure: FactSet; Harding Loevner Global Equity ADR Model; MSCI Inc. and S&P.

DISCLOSURES

The Global Equity ADR Composite contains fully discretionary, dual contract, fee-paying accounts that may also pay a wrap fee to their custodian investing in US and non-US equity and equity-equivalent securities and cash reserves. The Composite was re-defined in March 2018 to allow for the inclusion of dual contract wrap portfolios. Securities are held in Depository Receipt (DR) form, including American Depository Receipts (ADRs) and Global Depository Receipts (GDRs), or are otherwise traded on US exchanges. For comparison purposes the Composite return is measured against the MSCI All Country World Total Return Index. From 2001 (when the net index first became available) through December 30, 2012, the index return is presented net of foreign withholding taxes. Beginning December 31, 2012, Harding Loevner LP presents the gross version of the index to conform to the benchmark's treatment of dividend withholding with that of the Composite. Harding Loevner is an investment adviser registered with the Securities and Exchange Commission. Harding Loevner is an affiliate of Affiliated Managers Group, Inc. (NYSE: AMG), an investment holding company with stakes in a diverse group of boutique firms. Harding Loevner claims compliance with the Global Investment Performance Standards (GIPS®) and has been independently verified for the period November 1, 1989 through September 30, 2019. Verification assesses whether (1) the firm has complied with all composite construction requirements of the GIPS standards on a firm-wide basis and (2) the firm's policy and procedures are designed to calculate and present performance in compliance with GIPS standards. The Global Equity ADR Composite has been examined for the periods December 1, 1989 through September 30, 2019; verification and performance examination reports are available upon request. Performance data quoted represents past performance; past performance does not guarantee future results. Returns are presented both gross and net of management fees and include the reinvestment of all income. Net returns are calculated using actual fees. The US dollar is the currency used to express performance. For complete information on the construction and historical record of the Global Equity ADR Composite, please contact Harding Loevner at 908-218-7900 or visit www.hardingloevner.com. The firm maintains a complete list and description of composites, which is available upon request.

The MSCI All Country World Index is a free float-adjusted market capitalization index that is designed to measure equity market performance in the global developed and emerging markets. The Index consists of 49 developed and emerging market countries. The MSCI World Index is a free float-adjusted market capitalization index that is designed to measure global developed market equity performance. The Index consists of 23 developed market countries. You cannot invest directly in these Indices.

Companies held in the portfolio during the month appear in bold type; only the first reference to a particular holding appears in bold. The portfolio is actively managed therefore holdings may not be current. They should not be considered recommendations to buy or sell any security. It should not be assumed that investment in the securities identified has been or will be profitable. To request a complete list of holdings for the past year, please contact Harding Loevner.

Portfolio holdings, portfolio attribution, and sector/geographic allocations are supplemental information only and complement a fully compliant Global Equity ADR Composite GIPS Presentation, which is available upon request. The Composite and Attribution returns may show discrepancies due to the different data sources for these returns. Composite performance is obtained from Harding Loevner's accounting system and Attribution returns are obtained from the FactSet portfolio analysis system. Please note returns from FactSet are not audited for GIPS compliance and are for reference only.

MSCI Inc. and S&P do not make any express or implied warranties or representations and shall have no liability whatsoever with respect to any GICS data contained herein. FactSet Fundamentals, Copyright 2020 FactSet Research Systems, Inc. All rights reserved.